



# **Wildlife Management Division**

**Barbary Sheep, Oryx,  
Persian Ibex  
19.31.12 NMAC**

**May 15, 2014**


**New Mexico State Game Commission Meeting  
Albuquerque, NM**





# Barbary Sheep Public Comment

- 31 public comments (specific to Barbary)
- Agree with removing GMU 31 from draw area
- Question why killing Barbary for potential Bighorn release
- Want all Barbary sheep to go OTC or are in favor of increase
- Do not support increase in tags
- Extending seasons for private land within draw units



# **Final Amendments: Barbary 19.31.12 NMAC**

- Adjust seasons for calendar dates
- Remove GMU 31 from draw hunts and add to list of OTC hunt
- Increase McGregor Range hunts from 5-8
- Increase license number for hunt occurring in GMUs 32,34,36, and 37 from 600 to 675





# Oryx

## Public Comment

- **25 Public comments specific to Oryx**
- **Decrease On and Off range permits**
- **Increase broken horn permits**
- **Quota system/draw structure**
- **Increase youth and mobility impaired opportunity**



# Final Amendments: Oryx 19.31.12 NMAC

- Adjust seasons for calendar dates
- One-in-lifetime: 23% reduction
- Broken Horn: 17% reduction
- Veteran: 38% reduction
- Youth: No change
- Badge: 21% increase
- Overall: 15% reduction








# Ibex Public Comment

- 21 public comments
- Hunters favor the recent elimination of the OTC F/IM hunt
- In favor of stand alone F/IM hunt
- Negotiate with BLM higher numbers of Ibex on the Mtn.
- Not in favor of incentive hunt
- In favor of reducing bag limit to 1 F/IM



# Final Amendments: Ibex 19.31.12 NMAC

- Adjust seasons for calendar dates
- Stand alone F/IM hunt of 50 licenses
- The bag limit on population management hunts and the new F-IM hunt will be one F-IM ibex.
- Reduction in the licenses for the billy incentive hunt from 10 to 5



## **Commission Direction**

The Department respectfully suggests the following motion unless Commission discretion indicates a different course of action:

"Move to adopt the proposed changes to 19.31.12 NMAC as presented by the Department and allow the Department to make minor corrections to comply with filing this rule with State Records and Archives."



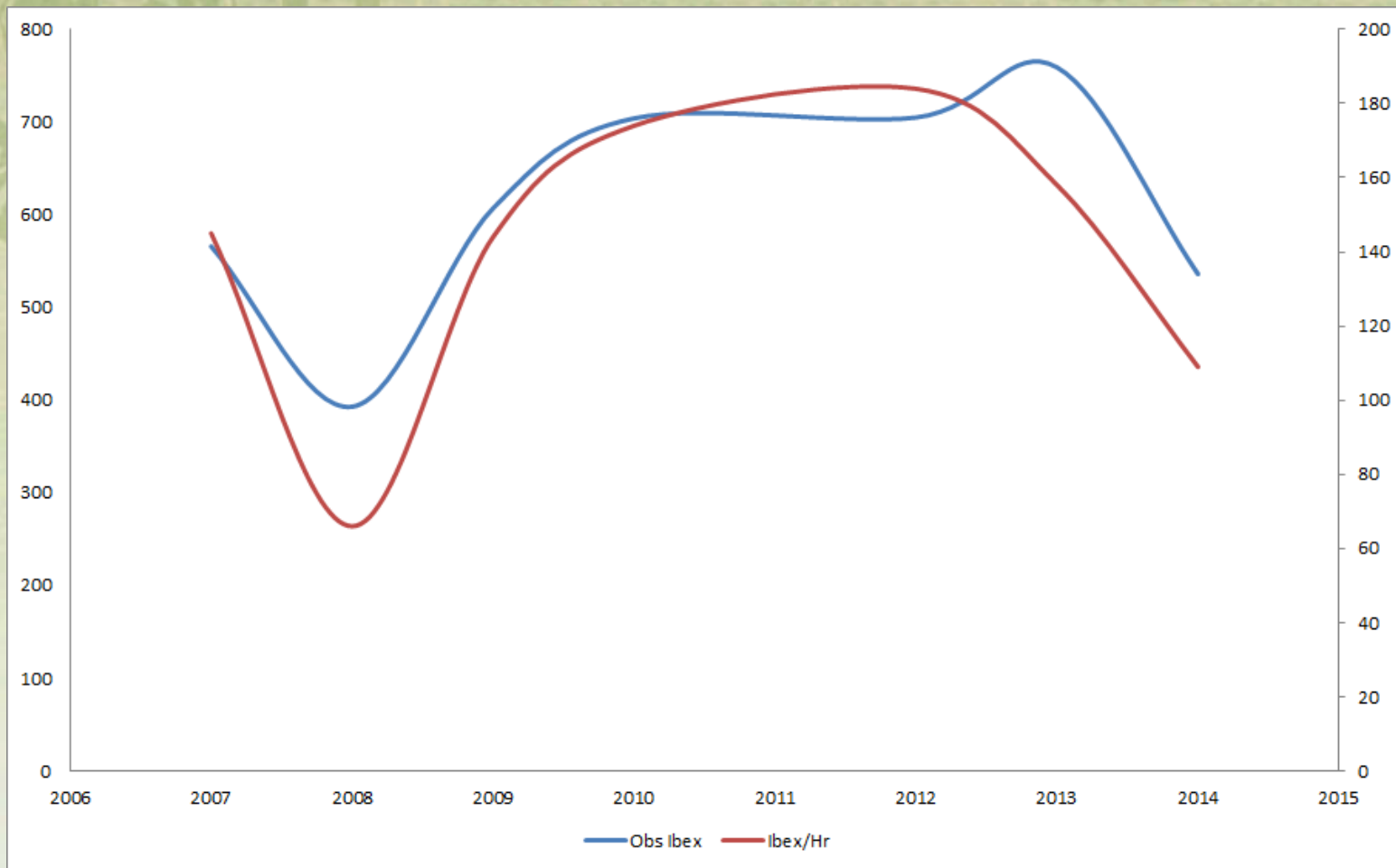
***Questions?***



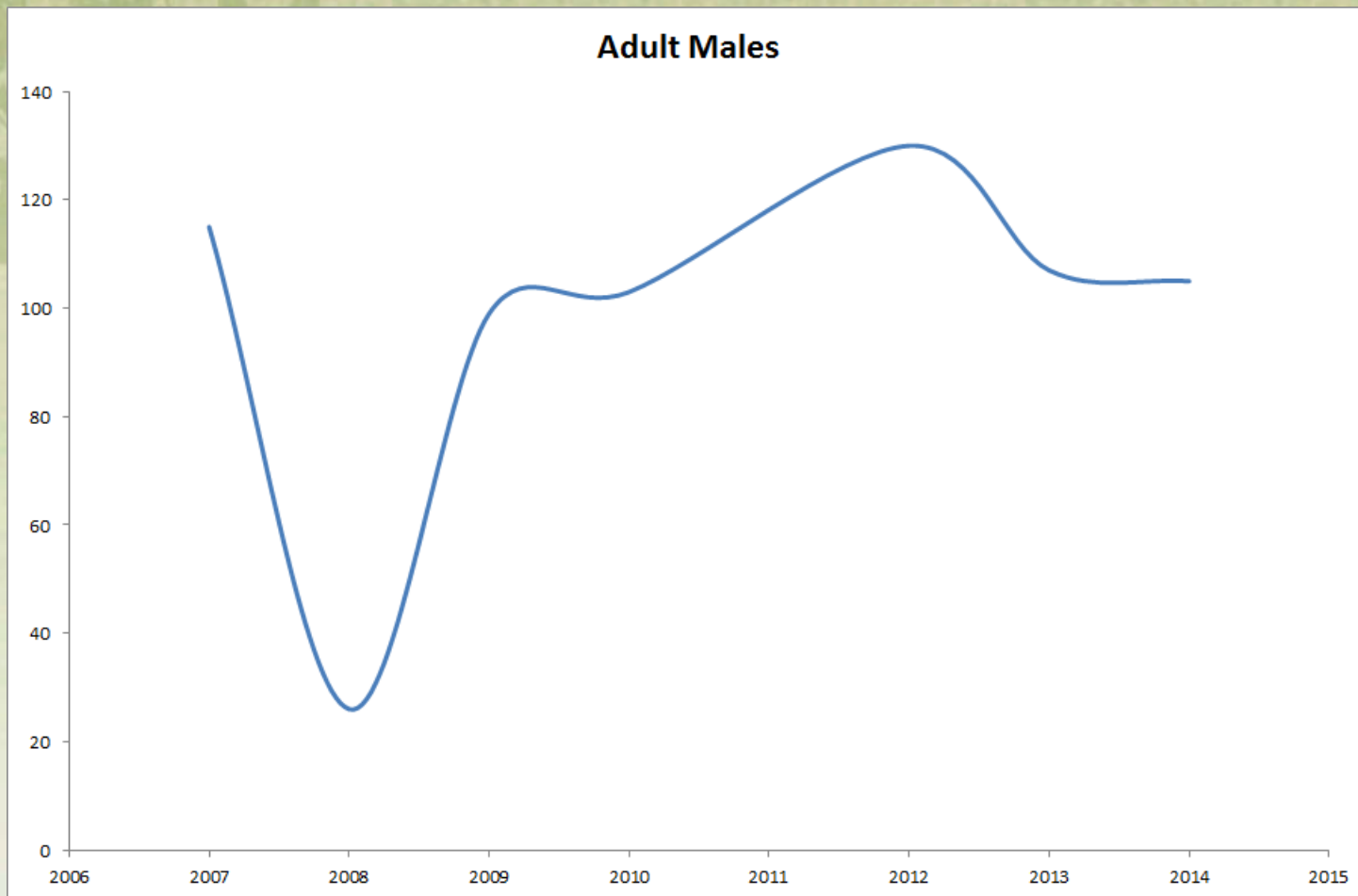
# Ibex Harvest

- 424 license sold
- 132 population management licenses
- 152 est. ibex harvested
- 78% success rate on rifle and muzzleloader hunts
- 7.5% success rate on archery

# Ibex Survey Data



# Ibex Survey Data



# Barbary Sheep Harvest Data

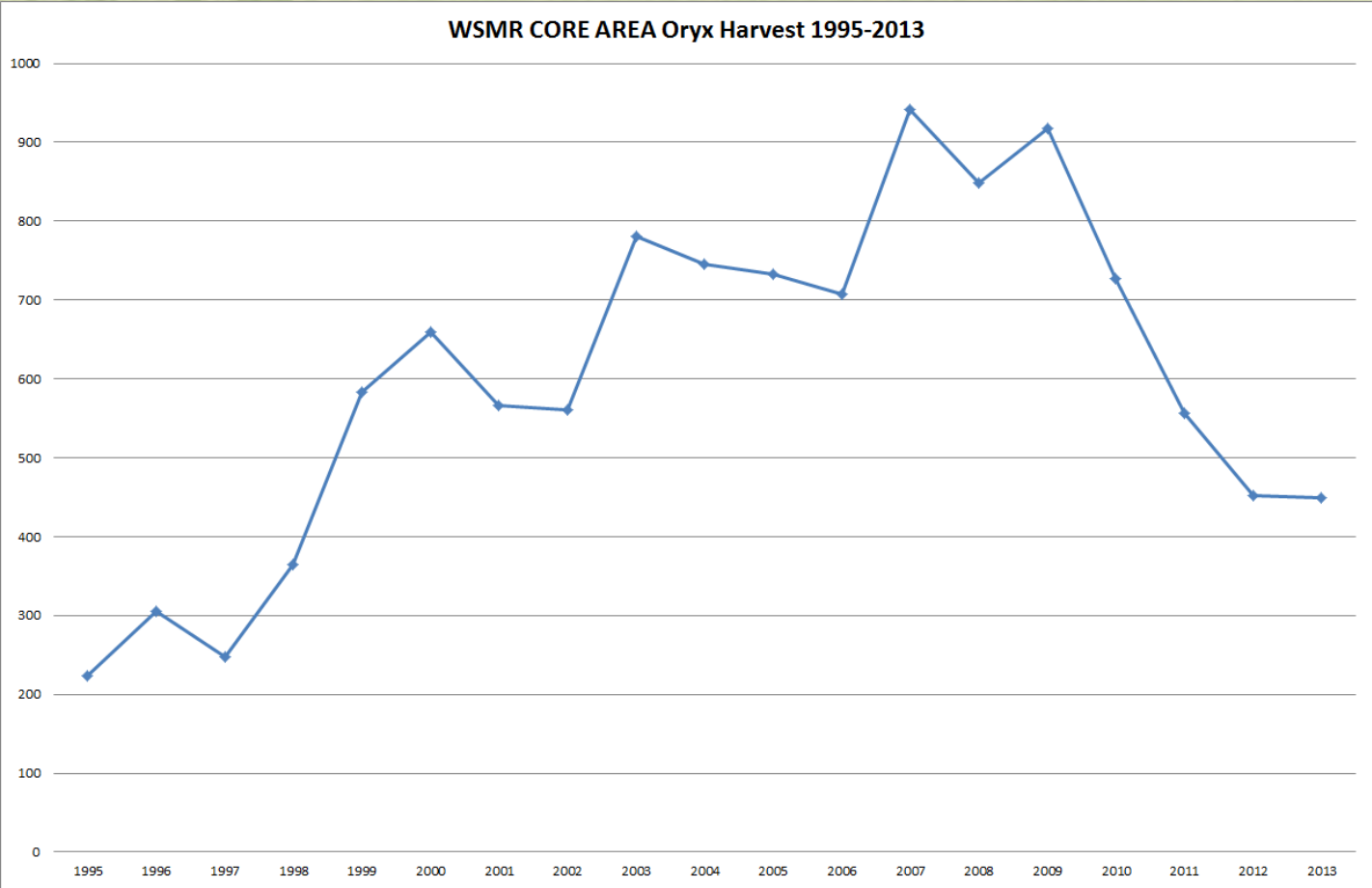
2013-2014 New Mexico Barbary Sheep Harvest Report

GMU	Licenses	Response Rate	Estimate		% Female in Harvest	Satisfaction Rating	Days Hunted
			Harvest	Success Rate			
31,32,34,36 & 37	598	79.3%	226	48.2%	30.7%	3.4	4.7
Pvt (31,32,34,36, &37)	355	61.4%	251	72.3%	43.5%	4.2	2.9
29 & 30	599	82.3%	173	34.0%	23.9%	3.2	5.5
Pvt (29&30)	24	70.8%	8	40.0%	33.3%	3.5	5.4
28 MI	5	60.0%	0	0.0%	0.0%	2.7	1.6
28	5	100.0%	3	75.0%	0.0%	4.8	1.5
Statewide excluding	180	54.4%	39	26.3%	9.5%	2.8	5.2
	<b>1,581</b>	<b>76.2%</b>	<b>661</b>	<b>48.8%</b>	<b>33.7%</b>	<b>3.6</b>	<b>3.6</b>



# Oryx Harvest

WSMR CORE AREA Oryx Harvest 1995-2013





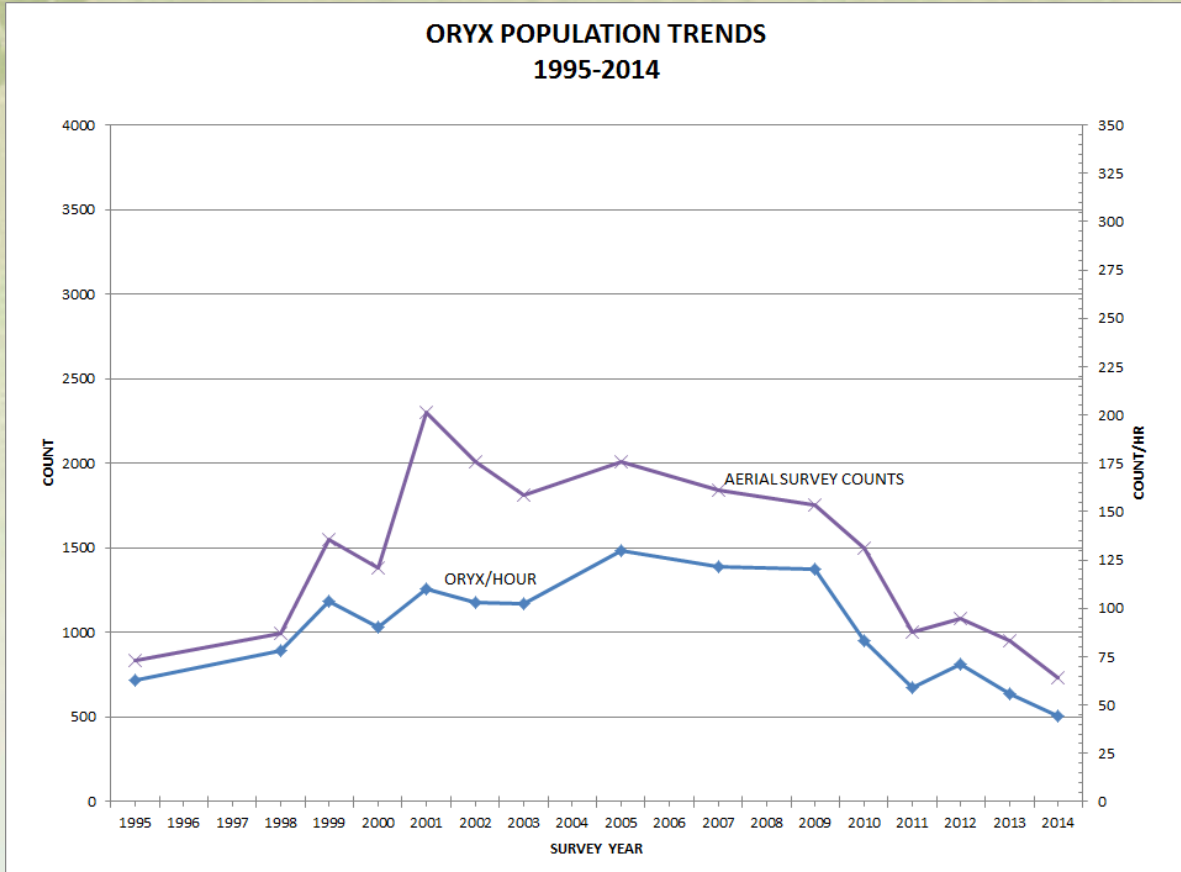
## **Off-range Oryx Harvest**

- **1,128 Licenses Sold**
- **48% Success Rate**
- **504 est. harvest**



# Oryx

# Survey Data



# Ibex Harvest

## 2013-14 New Mexico Ibex Hunter Harvest Report, New Mexico Department of Game and Fish

Florida Mountains			Licenses Sold or Converted	Bag Limit	No. of Hunters Reported	% Reprtd	Success Rate	Number of Days Hunted	Estimated Harvest		Satisfaction Rating
	AREA	Weapon							Males	Females	
All Hunts	Florida Mountains, Youth Only	Any Legal	15	ES	12	80%	67%	3.0	10	0	4.3
	Big Game Enhancement Package	Any Legal	2	ES	2	100%	100%	4.0	2	0	4.0
	Florida Mtns Female/Incentive hunt	Any Legal	16	ES	15	94%	93%	5.0	15	0	4.3
	Florida Mtns Pop Mangement Hunt	Any Legal	132	2 F-IM	119	90%	69%	3.3	18	64	3.4
	Florida Mountains, Once-in-a-Lifetime	Any Legal	25	ES	21	84%	81%	3.9	20	0	4.6
	Off-Mountain Hunt, Non Draw	Any Legal	12	ES	11	92%	-	3.3	0	0	1.2
	Florida Mountains	Bow	99	ES	90	91%	6%	5.4	4	0	3.6
	Florida Mountains	Bow	98	ES	89	91%	9%	5.6	4	1	3.5
	Florida Mountains	Muzzle	25	ES	22	88%	57%	4.5	14	0	4.4
	<b>Ibex Hunts Total</b>			<b>424</b>		<b>381</b>	90%	44%	4.2	<b>87</b>	<b>65</b>

# Ibex Survey Data

Year	Survey Type	No. Gps.	Total Obs.	Adult Males	Unk.	Hours Flown	Ibex/hr	Mean Group Size
2007	Heli.	39	566	115	451	3.9	145	14.5
2008*	Heli.	47	393*	26	367	6.0	66	8.4
2009	Heli.	30	607	99	508	4.2	144	20.2
2010	Heli.	50	704	103	601	4.0	174	14.1
2011	No surv.							
2012	Heli.	36	705	130	575	3.8	184	19.6
2013	Heli.	43	759	107	652	4.8	158	17.7
2013	Ground		494	146**	348			
2014	Heli.	57	536	105	431	4.9	109	9.4

\*An incomplete survey with ibex missed

\*\*Includes all identified males, i.e., not just white billies

# Oryx Harvest

## OFF RANGE ORYX HUNTS 2013-2014

### OFF RANGE ORYX HUNTS 2013-2014\*

Hunt Location	# Converted	# Reported	% Reported	% Success	Days Hunted	Hunt Rating	Harvest Estimate	Males	Females
STATEWIDE, OFF-RANGE, YOUTH ONLY	747	580	78%	47%	5.1	3.2	327	185	142
STATEWIDE, PRIVATE LANDS	229	146	64%	47%	5.6	2.9	89	44	45
MCGREGOR/FORT BLISS	119	77	65%	59%	1.7	3.7	65	36	29
JORNADA	33	27	82%	69%	10.8	3.9	22	15	7
<b>OFF RANGE TOTAL</b>	<b>1128</b>	<b>830</b>	<b>74%</b>	<b>48%</b>	<b>5.8</b>	<b>3.4</b>	<b>504</b>	<b>281</b>	<b>223</b>

\* As of March 14, 2014. Hunters have until April 7, 2014 to report harvest.