

Waterfowl Hunting for Beginners

by John Martsh

R-3 Program Manager

Hunting Techniques: Spot and Stalk



Hunting Techniques: Decoying




Hunting Techniques: Pass Shooting



Gauge Sizes

Shotgun Gauge Bore Sizes



Choke extracted from muzzle




Choke lengths and wall diameters



Modified on left, Improved Cylinder on the right


Lead Shot versus Steel Shot



Shotgun Shell Lengths: 3.5", 3" and 2 ¾"



Waterfowl Shot Size



Size	5	4	3	2	1	B	BB	BBB
Inches	.12	.13	.14	.15	.16	.17	.18	.19
MM	3.05	3.30	3.56	3.81	4.06	4.32	4.57	4.83

Pre-season Scouting

- Best done 2 weeks, or less, before the season starts.
- Scout as many areas as possible and find micro-locations in those areas.
- Micro-locations are specific spots that waterfowl are always at.
- Determine land status and talk to land agents for tips and information.

Essential Equipment: Shotgun with break, pump or semi-automatic action



Essential Equipment: Ammunition




Essential Equipment: Waders and Face Mask




Essential Equipment: Hearing Protection and Fillet Knife



Essential Equipment: Hunting License and Stamps

 New Mexico Department of Game and Fish
Conserving New Mexico's Wildlife for Future Generations

License 2019 - 2020
04/01/2019 - 03/31/2020




Michael B. Sloane
Director and Secretary to the Commission

License: 2999615 sold: 03/21/19 16:19
70 - 2nd Rod
28 - HMAV
63 - Habitat Stamp
36 - Game Hunt/Fish
License: 2999618 sold: 03/21/19 16:19
00 - HIP - 2999618
License: 3363388 sold: 10/17/19 11:11
89 - Band-Tailed Pigeon Permit
License: 337691 sold: 11/09/19 8:17
97 - Federal Duck Stamp

License No: 2996 0321 1619

Name: [REDACTED]
Residence: rnm since 08/10/1989

(505) 867-
CIN: 070
Gender: M
Height: 5' 11"
Weight: 185
Hair Color: Brown
Eye Color: Brown
HE #: (HE) / State: NM
Active Duty-veteran: No
Legal firearm possession: Yes


Signature: 



Essential Equipment: Waterfowl Identification Booklet



Non-essential Equipment: Binoculars and Decoys



Non-essential Equipment: Dog



Non-essential Equipment: Lights and Calls



Non-essential Equipment: Water



Non-essential Equipment: Cooler and Gallon Freezer Bag




Practicing

- Best done in the off-season.
- Shoot skeet, trap and five-stand.
- Pattern your shotgun.
- Practice species and gender identification.
- Practice different duck and goose calls.

Partnering with a Mentor



Proclamation



Post-season Scouting

- Can be done a few days to a month after season ends.
- Identify micro-locations where ducks like to loaf, feed, swim, sleep and hang out.
- Micro-locations are useful when the following hunting season starts.

Rules and Regulations

Top 10

1. Shooting hours are ½ hour before sunrise until sunset (unless otherwise stated in proclamation or on a posted sign on land you are hunting).
2. Non-toxic shot is mandatory to hunt waterfowl.
3. Anyone taking waterfowl must transport the edible portions of the meat from the field for human consumption.
4. Wounded birds must be killed immediately. Possession of live birds without a permit is illegal.
5. Migratory game birds may be taken with a shotgun fired from the shoulder, provided it is no larger than 10-gauge and is not capable of holding more than three shells.


Rules and Regulations

Top 10

It is unlawful to:

6. Hunt while under the influence of alcohol or other intoxicants, including medical marijuana.
7. Take or attempt to take waterfowl by the aid of baiting. An area is considered to be baited for 10 days after the removal of the bait.
8. Use electronically or mechanically recorded calling devices, except during the Light Goose Conservation Order.
9. Shoot at waterfowl from within or upon a motor vehicle, motor-driven boat, sailboat or aircraft. However, a person may shoot from a motor-driven boat when the motor has been completely shut off and its progress therefrom has ceased.
10. Litter and/or pollute streams, lakes and other waters. This includes leaving spent shotgun shells.

Conclusion



DELTA WATERFOWL
www.deltawaterfowl.org



Information & Education Division

