

# TECHNICAL INFORMATION FOR BARBARY SHEEP, ORYX, AND PERSIAN IBEX RULE DEVELOPMENT



## PURPOSE

Maintain hunting opportunities for exotic species in New Mexico.

## BARBARY SHEEP, ORYX, AND PERSIAN IBEX BIOLOGY & BACKGROUND

Exotic species in New Mexico are managed using species-specific strategies based on biological considerations, management objectives, and land-use constraints.

**Ibex** are managed with the objective of maintaining a high-quality, once-in-a-lifetime opportunity to harvest mature males. The Department also seeks to keep ibex geographically isolated to the Florida Mountains. Historically, ibex license numbers have fluctuated widely. The Department is working to move away from these large swings toward a more stable population size and more consistent annual license numbers. Ibex populations are monitored through aerial surveys.

**Barbary sheep** are managed to provide sustainable hunting opportunities in southeastern New Mexico. The Department is not managing for population expansion outside of these areas; therefore, licenses are offered over the counter. Population trends for barbary sheep are monitored primarily through hunter harvest index data.

**Oryx** are managed for sustainable hunting opportunities on White Sands Missile Range (WSMR). The Department works closely with WSMR personnel to develop hunt structures that are compatible with the Range's primary mission as a Department of Defense military installation. Oryx hunts on WSMR are unique and most either sex oryx hunts on range are offered as once-in-a-lifetime opportunities. Off the Range, the Department offers more liberal oryx hunting opportunities with longer seasons.

Figure: Barbary sheep harvest through time.

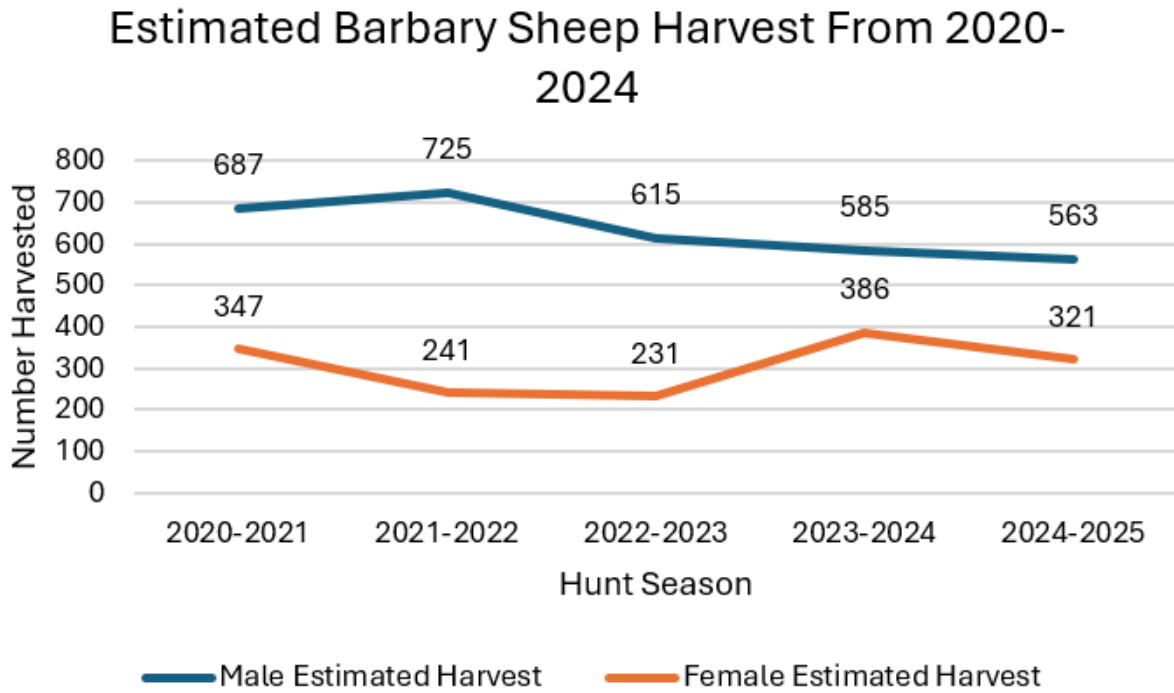


Figure: Barbary sheep success rate through time.

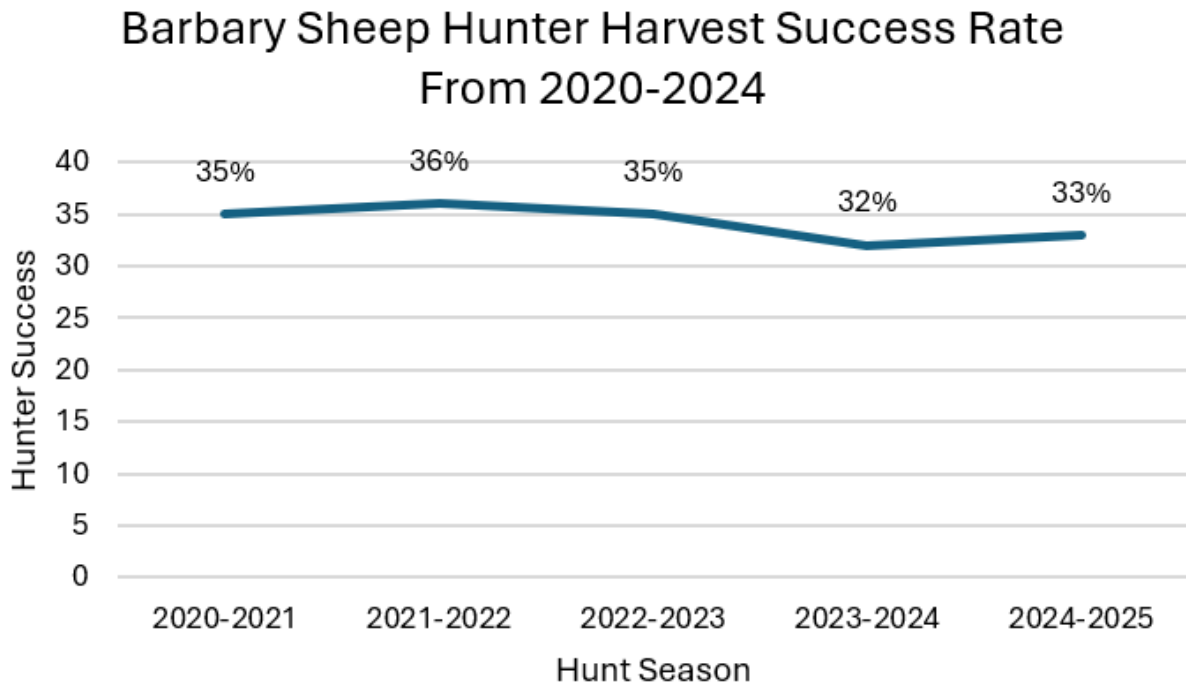


Figure: Barbary sheep licenses sold (OTC and draw licenses) through time

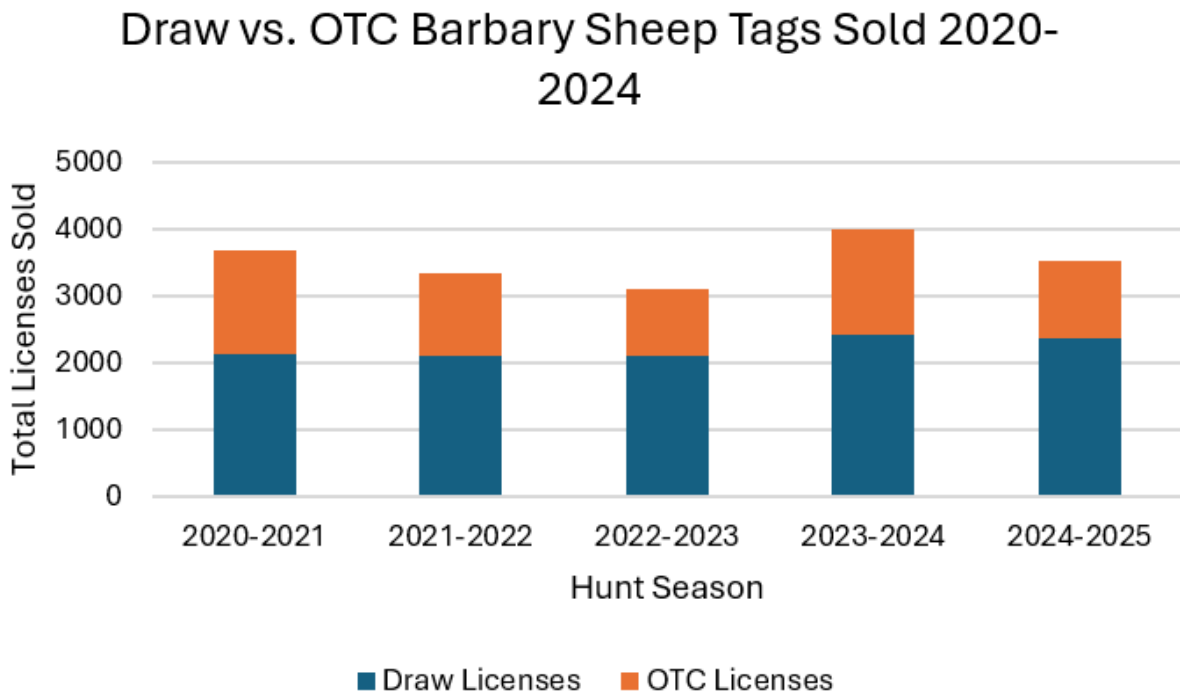


Figure: Oryx satisfaction ratings through time.

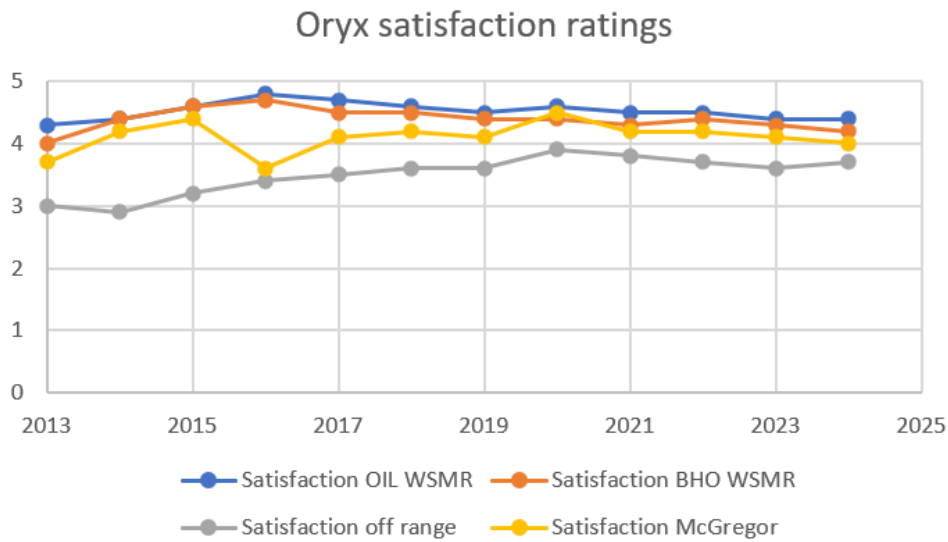


Figure: Oryx success rates through time.

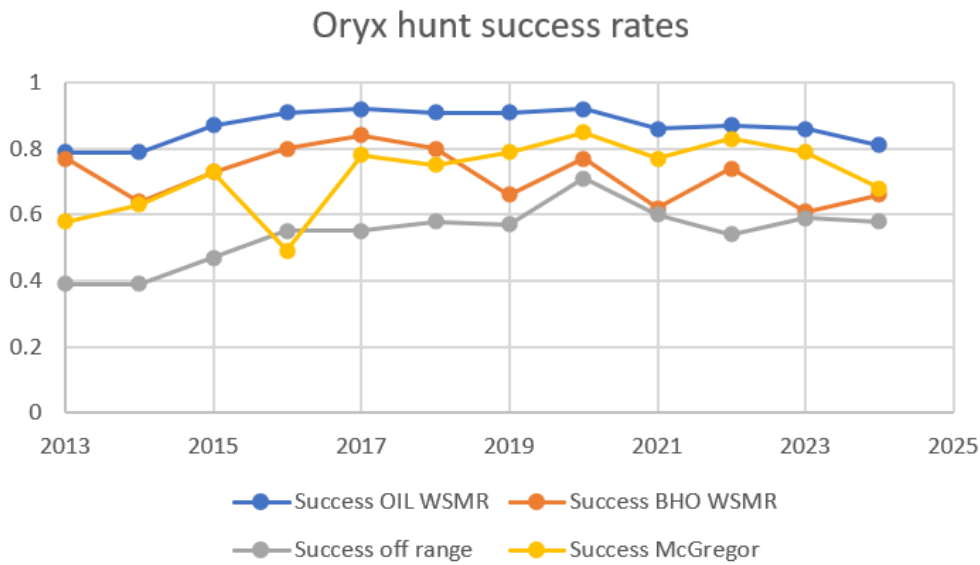


Figure: Ibx aerial survey observations and licenses through time.



Figure: Ibex harvest through time.

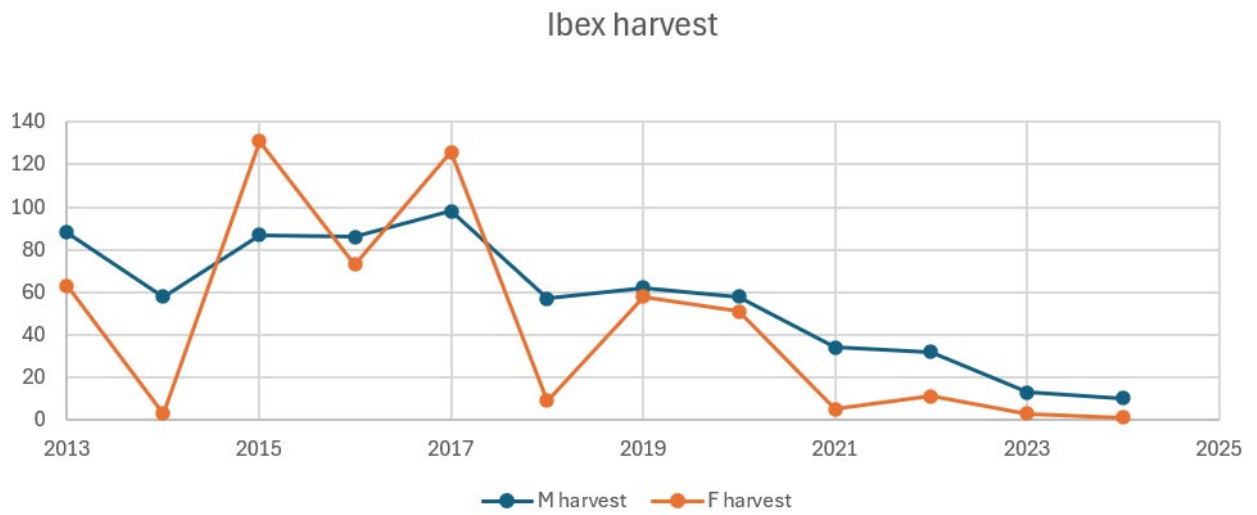


Figure: Ibex success by hunt type through time.

Success by hunt type

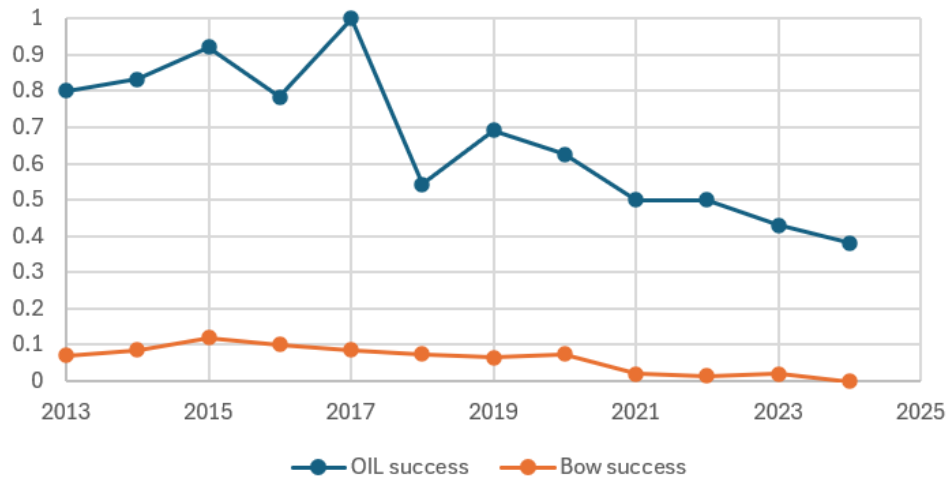


Figure: Barbary sheep harvest reports, 2020-2021 through 2024-2025 seasons.

**2020-21 Hunter Harvest Report, New Mexico Department of Game and Fish**

<b>BARBARY SHEEP</b>														Licenses Sold	Returns	Return Rate	Hunted	Hunted Rate	Success Rate	Estimated Harvest		Satisfaction Rating	Days Hunted
Hunt Area	Hunt Code	Hunt Dates	Bag Limit	Males	Females																		
<b>Public Draw</b>	GMUs 29 and 30	BBY-2-105	Jan. 1-15, '21	ES	75	74	99%	48	65%	29%	13	1	3.71	5.90									
	GMUs 29 and 30	BBY-1-106	Oct. 10-14, '20	ES	100	95	95%	88	93%	53%	48	1	3.81	3.36									
	GMUs 29 and 30	BBY-1-107	Dec. 5-18, '20	ES	250	241	96%	205	85%	53%	87	26	3.72	4.00									
	GMUs 29 and 30	BBY-1-108	Jan. 20-Feb. 2, '21	ES	250	241	96%	200	83%	50%	67	36	3.68	4.19									
	GMUs 29 and 30	BBY-1-109	Feb. 13-26, '21	ES	250	235	94%	197	84%	40%	60	24	3.50	4.51									
	<b>GMUs 29 and 30 Totals</b>					<b>925</b>	<b>886</b>	<b>96%</b>	<b>738</b>	<b>83%</b>	<b>47%</b>	<b>276</b>	<b>89</b>	<b>3.69</b>	<b>4.24</b>								
	GMUs 32, 34, 36 and 37	BBY-2-100	Jan. 1-15, '21	ES	75	72	96%	37	51%	11%	2	2	2.95	5.54									
	GMUs 32, 34, 36 and 37	BBY-1-101	Oct. 10-14, '20	ES	75	69	92%	49	71%	33%	16	1	3.12	2.86									
	GMUs 32, 34, 36 and 37	BBY-1-102	Dec. 5-18, '20	ES	225	215	96%	177	82%	42%	55	23	3.38	4.05									
	GMUs 32, 34, 36 and 37	BBY-1-103	Jan. 20-Feb. 2, '21	ES	225	210	93%	156	74%	29%	27	21	3.03	4.39									
	GMUs 32, 34, 36 and 37	BBY-1-104	Feb. 13-26, '21	ES	225	215	96%	156	73%	35%	35	23	3.08	4.58									
	<b>GMUs 32, 34, 36 and 37 Totals</b>					<b>825</b>	<b>781</b>	<b>95%</b>	<b>575</b>	<b>74%</b>	<b>34%</b>	<b>135</b>	<b>71</b>	<b>3.15</b>	<b>4.28</b>								
	McGregor Range	BBY-1-110	Jan. 2-3, '21	ES	20	19	95%	19	100%	47%	7	2	3.37	1.68									
	McGregor Range, Military Only	BBY-1-111	Jan. 2-3, '21	ES	20	19	95%	18	95%	61%	7	4	4.28	1.50									
	<b>McGregor Range Totals</b>					<b>40</b>	<b>38</b>	<b>95%</b>	<b>37</b>	<b>97%</b>	<b>54%</b>	<b>15</b>	<b>6</b>	<b>3.81</b>	<b>1.59</b>								
	<b>Public Draw Totals</b>					<b>1,790</b>	<b>1,705</b>	<b>95%</b>	<b>1,350</b>	<b>79%</b>	<b>42%</b>	<b>426</b>	<b>166</b>	<b>3.45</b>	<b>4.18</b>								
	<b>Private</b>	GMUs 29 and 30 Private Land	BBY-1-106	Oct. 10-14, '20	ES	8	7	88%	6	86%	50%	3	0	3.83	3.50								
		GMUs 29 and 30 Private Land	BBY-1-107	Dec. 5-18, '20	ES	11	11	100%	11	100%	36%	4	0	3.64	3.27								
GMUs 29 and 30 Private Land		BBY-1-108	Jan. 20-Feb. 2, '21	ES	17	17	100%	16	94%	56%	6	3	4.00	2.94									
GMUs 29 and 30 Private Land		BBY-1-109	Feb. 13-26, '21	ES	23	19	83%	18	95%	39%	6	2	3.39	4.17									
<b>GMUs 29 and 30 Private Land Totals</b>					<b>59</b>	<b>54</b>	<b>92%</b>	<b>51</b>	<b>94%</b>	<b>45%</b>	<b>19</b>	<b>5</b>	<b>3.69</b>	<b>3.51</b>									
GMUs 32, 34, 36 and 37 Private Land		BBY-2-100	Jan. 1-15, '21	ES	2	2	100%	1	50%	100%	1	0	5.00	2.00									
GMUs 32, 34, 36 and 37 Private Land		BBY-1-101	Oct. 10-14, '20	ES	30	23	77%	18	78%	72%	13	4	3.89	2.28									
GMUs 32, 34, 36 and 37 Private Land		BBY-1-102	Dec. 5-18, '20	ES	72	58	81%	55	95%	78%	34	20	4.27	2.64									
GMUs 32, 34, 36 and 37 Private Land		BBY-1-103	Jan. 20-Feb. 2, '21	ES	90	72	80%	70	97%	70%	29	33	4.19	2.19									
GMUs 32, 34, 36 and 37 Private Land		BBY-1-104	Feb. 13-26, '21	ES	81	63	78%	62	98%	66%	21	32	3.68	2.68									
<b>GMUs 32, 34, 36 and 37 Private Land Totals</b>					<b>275</b>	<b>218</b>	<b>79%</b>	<b>206</b>	<b>94%</b>	<b>71%</b>	<b>97</b>	<b>88</b>	<b>4.03</b>	<b>2.46</b>									
<b>Private Land Totals</b>					<b>334</b>	<b>272</b>	<b>81%</b>	<b>257</b>	<b>94%</b>	<b>66%</b>	<b>116</b>	<b>94</b>	<b>3.96</b>	<b>2.67</b>									
<b>OTC</b>	Statewide Outside Draw Areas	BBY-1-300	Apr 1-Mar 31, '21	ES	1,568	1,348	86%	1,057	78%	19%	140	92	2.87	6.11									
<b>Barbary Sheep Hunts Total</b>					<b>3,692</b>	<b>3,325</b>	<b>90%</b>	<b>2,664</b>	<b>80%</b>	<b>35%</b>	<b>682</b>	<b>351</b>	<b>3.27</b>	<b>4.80</b>									

## New Mexico Department of Game and Fish 2021-2022 Barbary Sheep Hunter Harvest Report

GMU	Type	Weapon	Hunt Code	Hunt Dates	Bag Limit	Licenses Sold	# Hunters Reporting	Percent Reporting	Success Rate	Estimated Harvest		Satisfaction	Days	
										Males	Females	Rating	Hunted	
28 McGregor Range	Public	Reg	Any Legal	BBY-1-110	Jan 1-2,'22	ES	20	18	90%	65%	12	0	3.7	1.6
	Public	Military Only	Any Legal	BBY-1-111	Jan 1-2,'23	ES	21	19	90%	60%	8	2	4.2	1.6
	28 McGregor Range Total						41	37	90%	63%	20	2	4.0	1.6
29 and 30	Public	REG	Bow	BBY-2-105	Jan 1-15, '22	ES	75	68	90%	14%	7	0	3.5	4.8
		REG	Any Legal	BBY-1-106	Oct 9-13	ES	102	101	99%	58%	48	5	3.9	2.9
		REG	Any Legal	BBY-1-107	Dec 4-17	ES	251	240	96%	49%	81	14	3.4	4.2
		REG	Any Legal	BBY-1-108	Jan 20-Feb 2, '22	ES	254	243	96%	49%	76	26	3.7	4.1
		REG	Any Legal	BBY-1-109	Feb 12-25,'22	ES	252	230	91%	46%	61	36	3.6	4.1
	Private	REG	Bow	BBY-2-105	Jan 1-15, '22	ES	0	0	NA	NA	0	0	NA	NA
		REG	Any Legal	BBY-1-106	Oct 9-13	ES	13	13	100%	54%	6	1	3.9	3.0
		REG	Any Legal	BBY-1-107	Dec 4-17	ES	9	5	55%	20%	2	0	3.8	2.2
		REG	Any Legal	BBY-1-108	Jan 20-Feb 2, '22	ES	13	12	92%	50%	5	1	3.6	1.9
		REG	Any Legal	BBY-1-109	Feb 12-25,'22	ES	15	12	80%	66%	6	4	3.5	3.3
GMU 28 and 30 Total						984	924	89%	45%	292	87	3.7	3.4	
32, 34, 36, and 37	Public	REG	Bow	BBY-2-100	Jan 1-15, '22	ES	75	64	85%	11%	4	1	3.3	5.2
		REG	Any Legal	BBY-1-101	Oct 9-13	ES	75	71	95%	44%	27	1	3.3	3.0
		REG	Any Legal	BBY-1-102	Dec 4-17	ES	225	213	95%	39%	60	8	3.3	3.9
		REG	Any Legal	BBY-1-103	Jan 20-Feb 2, '22	ES	227	214	94%	40%	53	20	3.5	4.0
		REG	Any Legal	BBY-1-104	Feb 12-25,'22	ES	228	211	92%	34%	33	23	3.2	4.9
	Private	REG	Bow	BBY-2-100	Jan 1-15, '22	ES	0	0	NA	NA	0	0	NA	NA
		REG	Any Legal	BBY-1-101	Oct 9-13	ES	32	20	63%	1%	18	5	3.7	2.4
		REG	Any Legal	BBY-1-102	Dec 4-17	ES	64	50	78%	69%	35	8	4.1	2.1
		REG	Any Legal	BBY-1-103	Jan 20-Feb 2, '22	ES	77	53	68%	77%	33	25	3.7	1.9
		REG	Any Legal	BBY-1-104	Feb 12-25,'22	ES	85	53	62%	76%	35	26	4.2	2.2
GMU 32, 34, 36, and 37 Total						1088	949	81%	43%	299	116	3.6	3.3	
OTC	Statewide	REG	Any Legal	BBY-1-300	Apr 1 - Mar 31,'22	ES	1234	969	79%	17%	116	34	2.9	5.5
	OTC Statewide Total						1234	969	79%	17%	116	34	2.92	5.5
<b>Statewide Totals</b>						<b>Licenses Sold</b>	<b># Hunters Reporting</b>	<b>Percent Reporting</b>	<b>Success Rate</b>	<b>Estimated Harvest</b>		<b>Satisfaction</b>	<b>Days</b>	
						3347	2879	85%	42%	726	239	3.5	3.4	

**New Mexico Department of Game and Fish  
2022-2023 Barbary Sheep Hunter Harvest Report**

GMU	Type	Weapon	Hunt Code	Hunt Dates	Bag Limit	Licenses	# Hunters	Percent	Success	Estimated Harvest		Satisfaction	Days	
						Sold	Reporting	Reporting	Rate	Males	Females	Rating	Hunted	
28 McGregor Range	Public	Reg	Any Legal	BBY-1-110	Dec. 31, '22-Jan. 1, '23	ES	20	19	95%	56%	9	0	4.0	1.9
	Public	Military Only	Any Legal	BBY-1-111	Dec. 31, '22-Jan. 1, '23	ES	24	17	71%	44%	8	1	4.0	1.6
	<b>28 McGregor Range Total</b>						<b>44</b>	<b>36</b>	<b>83%</b>	<b>50%</b>	<b>18</b>	<b>1</b>	<b>4.0</b>	<b>1.8</b>
29 and 30	Public	REG	Bow	BBY-2-105	Jan 1-15, '23	ES	76	72	95%	20%	3	6	3.6	5.6
		REG	Any Legal	BBY-1-106	Oct 8-12	ES	100	96	96%	53%	39	4	3.6	3.2
		REG	Any Legal	BBY-1-107	Dec 3-16	ES	252	237	94%	42%	77	11	3.4	4.6
		REG	Any Legal	BBY-1-108	Jan 20, '23-Feb 2, '23	ES	251	233	93%	40%	52	32	3.4	4.4
		REG	Any Legal	BBY-1-109	Feb 11-24,'23	ES	257	236	92%	39%	49	32	3.3	4.6
	Private	REG	Bow	BBY-2-105	Jan 1-15, '23	ES	1	1	100%	100%	0	1	5.0	6.0
		REG	Any Legal	BBY-1-106	Oct 8-12	ES	24	21	88%	63%	14	0	4.0	2.6
		REG	Any Legal	BBY-1-107	Dec 3-16	ES	10	10	100%	60%	6	0	3.5	2.6
		REG	Any Legal	BBY-1-108	Jan 20, '23-Feb 2, '23	ES	16	12	75%	50%	7	1	4.3	3.1
		REG	Any Legal	BBY-1-109	Feb 11-24,'23	ES	23	19	83%	56%	11	1	4.1	2.7
<b>GMU 28 and 30 Total</b>						<b>1010</b>	<b>937</b>	<b>90%</b>	<b>47%</b>	<b>256</b>	<b>89</b>	<b>3.7</b>	<b>3.7</b>	
32, 34, 36, and 37	Public	REG	Bow	BBY-2-100	Jan 1-15, '23	ES	77	71	92%	0%	3	0	3.0	4.9
		REG	Any Legal	BBY-1-101	Oct 8-12	ES	75	74	98%	35%	19	2	3.3	3.3
		REG	Any Legal	BBY-1-102	Dec 3-16	ES	226	217	96%	35%	53	8	3.1	4.5
		REG	Any Legal	BBY-1-103	Jan 20, '23-Feb 2, '23	ES	228	210	92%	31%	43	10	3.1	3.8
		REG	Any Legal	BBY-1-104	Feb 11-24,'23	ES	228	208	91%	35%	36	19	2.9	4.4
	Private	REG	Bow	BBY-2-100	Jan 1-15, '23	ES	2	2	100%	0%	0	0	2.0	6.0
		REG	Any Legal	BBY-1-101	Oct 8-12	ES	32	22	69%	94%	22	4	3.6	2.3
		REG	Any Legal	BBY-1-102	Dec 3-16	ES	38	31	82%	79%	18	10	4.1	3.1
		REG	Any Legal	BBY-1-103	Jan 20, '23-Feb 2, '23	ES	66	41	62%	65%	21	21	4.0	3.2
		REG	Any Legal	BBY-1-104	Feb 12-25,'23	ES	88	68	77%	63%	21	27	3.6	2.2
<b>GMU 32, 34, 36, and 37 Total</b>						<b>1060</b>	<b>944</b>	<b>84%</b>	<b>49%</b>	<b>237</b>	<b>101</b>	<b>3.4</b>	<b>3.5</b>	
OTC	Statewide	REG	Any Legal	BBY-1-300	Apr 1 - Mar 31,'23	ES	1000	857	86%	20%	104	40	2.9	5.6
	<b>OTC Statewide Total</b>						<b>1000</b>	<b>857</b>	<b>86%</b>	<b>20%</b>	<b>104</b>	<b>40</b>	<b>2.87</b>	<b>5.6</b>
<b>Statewide Totals</b>						<b>Licenses Sold</b>	<b># Hunters Reporting</b>	<b>Percent Reporting</b>	<b>Success Rate</b>	<b>Estimated Harvest</b>		<b>Satisfaction Rating</b>	<b>Days Hunted</b>	
						<b>3114</b>	<b>2774</b>	<b>86%</b>	<b>41%</b>	<b>615</b>	<b>231</b>	<b>3.5</b>	<b>3.6</b>	

**New Mexico Department of Game and Fish  
2023-2024 Barbary Sheep Hunter Harvest Report**

GMU	Type	Weapon	Hunt Code	Hunt Dates	Bag Limit	Licenses Sold	# Hunters Reporting	Percent Reporting	Success Rate	Estimated Harvest		Satisfaction Rating	Days Hunted	
										Males	Females			
28 McGregor Range	Public	Reg	Any Legal	BBY-1-116	Dec. 9-13	ES	10	10	100%	86%	6	0	4.6	1.9
		Military Only	Any Legal	BBY-1-117	Dec. 9-13	ES	11	9	82%	63%	4	2	4.1	6.3
		Reg	Any Legal	BBY-1-118	Dec. 30-31	F-IM	85	71	84%	25%	0	13	3.3	1.9
		Military Only	Any Legal	BBY-1-119	Dec. 30-31	F-IM	10	9	90%	14%	0	1	3.6	1.7
		Reg	Any Legal	BBY-1-120	Jan 6-7, '24	F-IM	51	49	96%	23%	2	4	3.2	2.3
		Military Only	Any Legal	BBY-1-121	Jan 6-7, '24	F-IM	10	7	70%	40%	0	3	2.6	1.6
		<b>28 McGregor Range Total</b>						<b>177</b>	<b>155</b>	<b>87%</b>	<b>42%</b>	<b>12</b>	<b>24</b>	<b>3.6</b>
29 and 30	Public	REG	Bow	BBY-2-108	Jan. 1-15, '24	ES	76	73	96%	16%	5	3	3.2	5.7
		REG	Any Legal	BBY-1-109	Oct. 10-16	ES	75	74	99%	40%	22	3	3.3	3.3
		REG	Any Legal	BBY-1-110	Dec. 4-10	ES	77	72	94%	38%	17	4	3.2	4.0
		REG	Any Legal	BBY-1-111	Dec. 15-21	ES	76	74	97%	58%	22	12	3.6	3.5
		REG	Any Legal	BBY-1-112	Jan. 20-26, '24	ES	202	186	92%	40%	37	34	3.5	4.2
		REG	Any Legal	BBY-1-113	Feb. 1-7, '24	ES	200	193	97%	37%	32	29	3.2	4.0
		REG	Any Legal	BBY-1-114	Feb. 12-18, '24	ES	202	190	94%	40%	44	24	3.5	3.8
		REG	Any Legal	BBY-1-115	Feb. 21-27, '24	ES	209	192	92%	38%	37	28	3.3	3.6
	Private	REG	Bow	BBY-2-108	Jan. 1-15, '24	ES	1	1	100%	0%	0	0	5.0	15.0
		REG	Any Legal	BBY-1-109	Oct. 10-16	ES	24	18	75%	66%	13	0	3.6	3.0
		REG	Any Legal	BBY-1-110	Dec. 4-10	ES	3	2	66%	1%	1	1	4.0	3.5
		REG	Any Legal	BBY-1-111	Dec. 15-21	ES	5	5	100%	60%	2	1	4.0	2.8
		REG	Any Legal	BBY-1-112	Jan. 20-26, '24	ES	3	3	100%	0%	0	0	1.7	3.3
		REG	Any Legal	BBY-1-113	Feb. 1-7, '24	ES	8	8	100%	71%	3	2	3.5	3.5
		REG	Any Legal	BBY-1-114	Feb. 12-18, '24	ES	6	5	83%	40%	1	1	2.4	3.2
		REG	Any Legal	BBY-1-115	Feb. 21-27, '24	ES	18	15	83%	27%	4	1	3.2	2.6
		<b>GMU 29 and 30 Total</b>						<b>1185</b>	<b>1111</b>	<b>92%</b>	<b>36%</b>	<b>240</b>	<b>145</b>	<b>3.4</b>
32, 36, and 37	Public	REG	Bow	BBY-2-100	Jan. 1-15, '24	ES	76	66	87%	16%	3	3	3.1	4.4
		REG	Any Legal	BBY-1-101	Oct. 10-16	ES	51	48	94%	47%	15	2	3.1	3.6
		REG	Any Legal	BBY-1-102	Dec. 4-10	ES	50	49	98%	36%	10	2	3.1	3.7
		REG	Any Legal	BBY-1-103	Dec. 15-21	ES	75	73	97%	40%	13	11	3.5	3.3
		REG	Any Legal	BBY-1-104	Jan. 20-26, '24	ES	151	141	93%	33%	25	14	3.2	3.4
		REG	Any Legal	BBY-1-105	Feb. 1-7, '24	ES	151	142	94%	31%	18	18	2.8	3.7
		REG	Any Legal	BBY-1-106	Feb. 12-18, '24	ES	150	132	88%	31%	17	16	3.2	3.8
	REG	Any Legal	BBY-1-107	Feb. 21-27, '24	ES	151	132	1%	38%	17	22	3.0	3.6	
	Private	REG	Bow	BBY-2-100	Jan. 1-15, '24	ES	2	2	100%	0%	0	0	1.0	2.0
		REG	Any Legal	BBY-1-101	Oct. 10-16	ES	24	15	63%	93%	21	0	4.0	2.0
		REG	Any Legal	BBY-1-102	Dec. 4-10	ES	20	13	1%	58%	9	2	4.1	2.2
		REG	Any Legal	BBY-1-103	Dec. 15-21	ES	15	13	87%	33%	3	1	3.3	4.1
		REG	Any Legal	BBY-1-104	Jan. 20-26, '24	ES	24	9	38%	67%	13	3	4.2	2.1
		REG	Any Legal	BBY-1-105	Feb. 1-7, '24	ES	50	37	1%	64%	9	20	3.8	3.2
REG		Any Legal	BBY-1-106	Feb. 12-18, '24	ES	26	25	96%	65%	8	7	4.1	2.7	
REG	Any Legal	BBY-1-107	Feb. 21-27, '24	ES	53	39	74%	72%	16	22	4.2	1.9		
<b>GMU 32, 36, and 37 Total</b>						<b>1069</b>	<b>936</b>	<b>69%</b>	<b>45%</b>	<b>200</b>	<b>143</b>	<b>3.4</b>	<b>3.1</b>	
OTC	Statewide	REG	Any Legal	BBY-1-300	Apr. 1 - Mar. 31, '24	ES								
	<b>OTC Statewide Total</b>						<b>1564</b>	<b>1287</b>	<b>82%</b>	<b>20%</b>	<b>146</b>	<b>79</b>	<b>2.92</b>	<b>5.3</b>
<b>Statewide Totals</b>						<b>3995</b>	<b>3489</b>	<b>83%</b>	<b>36%</b>	<b>597</b>	<b>390</b>	<b>3.3</b>	<b>3.8</b>	

New Mexico Department of Game and Fish  
2024-2025 Barbary Sheep Harvest Report

GMU	Type	Weapon	Hunt Code	Hunt Dates	Bag Limit	Licenses Sold	# Hunters Reporting	Percent Reporting	Success Rate	Estimated Harvest		Satisfaction Rating	Days Hunted	
										Males	Females			
28 McGregor Range	Public	Reg	Any Legal	BBY-1-116	Dec. 14-18	ES	10	10	100%	67%	6	0	4.2	2.2
		Military Only	Any Legal	BBY-1-117	Dec. 14-18	ES	10	10	100%	90%	6	3	4.6	2.3
		Reg	Any Legal	BBY-1-118	Dec. 28-29	F-IM	80	71	89%	23%	2	9	3.1	1.7
		Military Only	Any Legal	BBY-1-119	Dec. 28-29	F-IM	10	10	100%	60%	0	3	4.0	1.8
		Reg	Any Legal	BBY-1-120	Jan. 4-5, '25	F-IM	50	48	96%	36%	1	9	3.1	1.8
		Military Only	Any Legal	BBY-1-121	Jan. 4-5, '25	F-IM	10	9	90%	86%	4	2	4.9	1.7
		<b>28 McGregor Range Total</b>						<b>170</b>	<b>158</b>	<b>93%</b>	<b>43%</b>	<b>20</b>	<b>27</b>	<b>4.0</b>
29 and 30	Public	REG	Bow	BBY-2-108	Jan 1-15, '25	ES	75	70	93%	18%	6	2	3.3	6.0
		REG	Any Legal	BBY-1-109	Oct 10-16	ES	75	70	93%	43%	24	2	3.6	3.5
		REG	Any Legal	BBY-1-110	Dec. 4-10	ES	75	72	96%	33%	23	0	3.3	3.7
		REG	Any Legal	BBY-1-111	Dec. 15-21	ES	75	73	97%	48%	26	6	3.3	3.6
		REG	Any Legal	BBY-1-112	Jan. 20-26, '25	ES	200	190	95%	47%	53	22	3.6	3.8
		REG	Any Legal	BBY-1-113	Feb. 1-7, '25	ES	200	190	95%	43%	48	21	3.2	3.9
		REG	Any Legal	BBY-1-114	Feb. 12-18, '25	ES	200	186	93%	44%	39	35	3.4	3.7
	REG	Any Legal	BBY-1-115	Feb. 21-27, '25	ES	201	187	93%	50%	45	38	3.2	3.4	
	Private	REG	Bow	BBY-2-108	Jan 1-15, '25	ES	1	1	100%	0%	0	0	4.0	2.0
		REG	Any Legal	BBY-1-109	Oct 10-16	ES	11	11	100%	45%	5	0	3.4	3.5
		REG	Any Legal	BBY-1-110	Dec. 4-10	ES	15	10	67%	56%	8	0	3.4	3.0
		REG	Any Legal	BBY-1-111	Dec. 15-21	ES	7	6	86%	50%	2	1	3.0	2.2
		REG	Any Legal	BBY-1-112	Jan. 20-26, '25	ES	8	8	100%	13%	0	1	3.4	4.3
		REG	Any Legal	BBY-1-113	Feb. 1-7, '25	ES	7	6	86%	20%	1	0	3.2	3.2
REG		Any Legal	BBY-1-114	Feb. 12-18, '25	ES	10	8	80%	57%	1	4	3.9	3.4	
REG	Any Legal	BBY-1-115	Feb. 21-27, '25	ES	6	5	83%	20%	1	0	3.6	3.2		
<b>GMU 29 and 30 Total</b>						<b>1166</b>	<b>1093</b>	<b>94%</b>	<b>43%</b>	<b>281</b>	<b>132</b>	<b>3.4</b>	<b>3.5</b>	
32, 35, and 37	Public	REG	Bow	BBY-2-100	Jan 1-15, '25	ES	75	72	96%	5%	0	2	2.9	5.0
		REG	Any Legal	BBY-1-101	Oct 10-16	ES	50	48	96%	38%	13	2	2.9	3.4
		REG	Any Legal	BBY-1-102	Dec. 4-10	ES	50	48	96%	26%	8	0	3.2	3.7
		REG	Any Legal	BBY-1-103	Dec. 15-21	ES	75	70	93%	29%	11	4	3.2	3.7
		REG	Any Legal	BBY-1-104	Jan. 20-26, '25	ES	150	133	89%	40%	34	13	3.1	3.5
		REG	Any Legal	BBY-1-105	Feb. 1-7, '25	ES	150	137	91%	21%	11	13	3.0	4.0
		REG	Any Legal	BBY-1-106	Feb. 12-18, '25	ES	149	142	95%	31%	15	21	2.7	4.3
	REG	Any Legal	BBY-1-107	Feb. 21-27, '25	ES	150	140	93%	31%	17	15	2.9	3.8	
	Private	REG	Bow	BBY-2-100	Jan 1-15, '25	ES	0	0	N/A	N/A	0	0	N/A	N/A
		REG	Any Legal	BBY-1-101	Oct 10-16	ES	24	17	71%	65%	10	6	3.4	2.2
		REG	Any Legal	BBY-1-102	Dec. 4-10	ES	19	19	100%	72%	9	4	3.4	3.1
		REG	Any Legal	BBY-1-103	Dec. 15-21	ES	24	19	79%	39%	1	8	3.2	3.2
		REG	Any Legal	BBY-1-104	Jan. 20-26, '25	ES	30	20	67%	71%	13	4	3.9	3.4
		REG	Any Legal	BBY-1-105	Feb. 1-7, '25	ES	34	22	65%	73%	11	14	4.4	2.5
REG		Any Legal	BBY-1-106	Feb. 12-18, '25	ES	14	11	79%	45%	3	4	4.1	2.6	
REG	Any Legal	BBY-1-107	Feb. 21-27, '25	ES	50	32	64%	67%	11	17	4.2	2.4		
<b>GMU 32, 36, and 37 Total</b>						<b>1044</b>	<b>930</b>	<b>89%</b>	<b>35%</b>	<b>160</b>	<b>160</b>	<b>3.4</b>	<b>3.4</b>	
OTC Statewide	Statewide	REG	Any Legal	BBY-1-300	Apr 1 - Mar 31, '25	ES	1151	980	85%	16%	95	40	2.8	5.5
	Governor's Special Event	Any Legal	BBY-1-601		ES	1	1	100%	100%	1	0	5.0	3.0	
	<b>Statewide Total</b>						<b>3532</b>	<b>3162</b>	<b>90%</b>	<b>33%</b>	<b>563</b>	<b>321</b>	<b>3.1</b>	<b>4.2</b>

Figure: Ibx harvest reports, 2020-2021 through 2024-2025 seasons.

### 2020-21 Hunter Harvest Report, New Mexico Department of Game and Fish

IBEX														
	Hunt Type	Hunt Code	Hunt Dates	Bag Limit	Licenses Sold	Returns	Return Rate	Hunted	Hunted Rate	Success Rate	Estimated Harvest		Satisfaction Rating	Days Hunted
											Males	Females		
Florida Mts.	Youth Only	IBX-1-500	Dec. 27-Jan. 10, '21	ES	15	15	100%	15	100%	73%	11	0	4.00	4.33
	Enhancement	IBX-1-501	Apr. 1-Mar. 31, '21	ES	2	2	100%	2	100%	100%	2	0	5.00	9.00
	Female-Immature Male	IBX-1-520	Jan. 30-Feb. 7, '21	F-IM	75	69	92%	47	68%	28%	2	12	3.32	3.59
	Female-Immature Male	IBX-1-521	Feb. 13-21, '21	F-IM	75	67	89%	49	73%	27%	2	13	3.27	3.29
	Female-Immature Male	IBX-1-522	Feb. 27-Mar. 7, '21	F-IM	75	72	96%	43	60%	35%	2	14	3.21	3.56
	Female-Immature Male	IBX-1-523	Mar. 13-21 '21	F-IM	75	71	95%	58	82%	14%	0	8	3.24	3.72
	Once-In-a-Lifetime	IBX-1-525	Nov. 15-29, '20	ES	25	24	96%	24	100%	63%	16	0	4.13	5.42
	Incentive	IBX-1-526	Nov. 15-29, '20	ES	5	5	100%	5	100%	80%	4	0	5.00	3.60
	Archery	IBX-2-535	Oct. 1-15, '20	ES	100	98	98%	71	72%	7%	1	4	3.55	6.54
	Archery	IBX-2-536	Jan. 15-29, '21	ES	100	94	94%	67	71%	8%	5	0	3.06	6.36
	Muzzleloader	IBX-3-540	Dec. 6-20, '20	ES	25	25	100%	24	96%	42%	10	0	3.38	6.21
OTC	Statewide Outside Draw Area	IBX-1-528	Apr. 1-Mar. 31, '21	ES	40	36	90%	20	56%	15%	3	0	2.10	5.45
Ibex Hunts Total					612	578	94%	425	74%	25%	58	51	3.33	4.89

### 2021-22 Ibex Hunter Harvest Report, New Mexico Department of Game and Fish

Florida Mountains													
Hunt Area	Hunt Type	Hunt Code	Hunt Dates	Bag Limit	Licenses Sold	Number of Hunters Reporting	Percent Reporting	Hunted	Success Rate	Estimated Harvest		Satisfaction Rating	Days Hunted
										Males	Females		
Florida Mts.	Youth Only	IBX-1-500	Dec. 27-Jan. 10, '22	ES	15	15	100%	14	50%	7	0	3.6	4.7
	Enhancement	IBX-1-501	Apr. 1-Mar. 31, '22	ES	1	1	100%	1	100%	1	0	1.0	6.0
	Female-Immature Male	IBX-1-520	Feb. 5-Feb. 13, '22	F-IM	20	19	95%	10	10%	0	1	2.9	2.5
	Female-Immature Male	IBX-1-521	Feb. 19-27, '22	F-IM	20	20	100%	14	14%	1	1	2.9	3.3
	Female-Immature Male	IBX-1-522	Mar. 5-Mar. 13, '22	F-IM	20	18	90%	11	20%	0	2	3.7	3.5
	Female-Immature Male	IBX-1-523	Mar. 19-27 '22	F-IM	20	18	90%	11	20%	0	1	2.9	3.7
	Once-In-a-Lifetime	IBX-1-525	Nov. 15-29, '21	ES	25	23	92%	22	50%	12	0	3.7	5.1
	Archery	IBX-2-535	Oct. 1-15, '21	ES	100	95	95%	67	3%	2	0	2.8	6.0
	Archery	IBX-2-536	Jan. 15-29, '22	ES	100	99	99%	68	1%	1	0	2.8	6.8
	Muzzleloader	IBX-3-540	Dec. 6-20, '21	ES	25	25	100%	23	44%	10	0	3.2	5.7
	Florida Mountains Total					346	333	96%	241	25%	34	5	3.0

OTC	Statewide Outside Draw Area	IBX-1-528	Apr. 1-Mar. 31, '22	ES	22	20	91%	8	0%	0	0	2.8	2.8
-----	-----------------------------	-----------	---------------------	----	----	----	-----	---	----	---	---	-----	-----

Statewide Totals										Estimated Harvest		Satisfaction Rating	Days Hunted
Licenses Sold	Number of Hunters Reporting	Percent Reporting	Hunted	Success Rate	Males	Females							
368	353	96%	249	25%	34	5	3.0	5.5					

### 2023-24 Ibx Hunter Harvest Report, New Mexico Department of Game and Fish

Florida Mountains													
Hunt Area	Hunt Type	Hunt Code	Hunt Dates	Bag Limit	Licenses Sold	Number of Hunters Reporting	Percent Reporting	Estimated Hunters	Success Rate	Estimated Harvest		Satisfaction Rating	Days Hunted
										Males	Females		
GMU 25 - Florida Mts.	Bow	IBX-2-100	1-15 Oct. '23	ES	100	99	99%	75	0%	0	0	2.3	6.8
	Bow	IBX-2-104	15-29 Jan '24	ES	100	96	96%	58	4%	2	0	2.4	6.2
	Any Legal	IBX-1-102	9-13 Dec. '23	F-IM	20	17	85%	14	8%	1	0	2.1	3.8
	Any Legal - OIAL	IBX-1-101	15-29 Nov. '23	ES	15	14	93%	15	43%	5	1	3.4	5.6
	Any Legal - OIAY	IBX-1-103	27 Dec - 10 Jan. '24	ES	5	4	80%	5	50%	2	0	1.8	6.5
	Any Legal	IBX-1-105	3-7 Feb. '24	F-IM	20	18	90%	13	17%	0	2	3.5	3.3
	Muzzleloader	IBX-3-106	17-23 Feb. '24	ES	15	14	93%	11	20%	2	0	2.1	4.6
	Enhancement	IBX-1-501	1 Apr 2023- 31 Mar '24	ES	2	1	50%	2	100%	1	0	4	2
<b>Florida Mountains Total</b>					<b>277</b>	<b>263</b>	<b>86%</b>	<b>193</b>	<b>30%</b>	<b>13</b>	<b>3</b>	<b>2.7</b>	<b>4.85</b>
<b>OTC</b>	Statewide	IBX-1-528	1 Apr '23 - 31 Mar '24	ES	34	29	85%	11	0%	0	0	2.1	2.7
<b>Statewide Totals</b>					<b>311</b>	<b>292</b>	<b>85%</b>	<b>204</b>	<b>30%</b>	<b>13</b>	<b>3</b>	<b>2.4</b>	<b>5.8</b>

### 2022-23 Ibx Hunter Harvest Report, New Mexico Department of Game and Fish

Florida Mountains														
Hunt Area	Hunt Type	Hunt Code	Hunt Dates	Bag Limit	Licenses Sold	Number of Hunters Reporting	Percent Reporting	Hunted	Success Rate	Estimated Harvest		Satisfaction Rating	Days Hunted	
										Males	Females			
Florida Mts.	Youth Only	IBX-1-500	Dec. 27-Jan. 10, '23	ES	15	14	93%	14	43%	6	0	2.9	5.4	
	Enhancement	IBX-1-501	Apr. 1-Mar. 31, '23	ES	2	2	100%	2	100%	2	0	2.5	16.0	
	Female-Immature Male	IBX-1-520	Feb. 4-Feb. 12, '23	F-IM	20	19	95%	14	29%	1	3	3.4	4.3	
	Female-Immature Male	IBX-1-521	Feb. 18-26, '23	F-IM	20	18	90%	11	18%	0	2	3.1	3.1	
	Female-Immature Male	IBX-1-522	Mar. 4-Mar. 12, '23	F-IM	20	20	100%	12	25%	1	2	3.2	3.3	
	Female-Immature Male	IBX-1-523	Mar. 18-26, '23	F-IM	20	16	80%	11	27%	0	4	2.9	3.6	
	Once-In-a-Lifetime	IBX-1-525	Nov. 15-29, '22	ES	25	22	88%	18	50%	10	0	3.3	5.9	
	Archery	IBX-2-535	Oct. 1-15, '22	ES	100	94	94%	61	3%	2	0	2.7	6.6	
	Archery	IBX-2-536	Jan. 15-29, '23	ES	100	96	96%	60	0%	0	0	2.3	6.3	
	Muzzleloader	IBX-3-540	Dec. 6-20, '22	ES	25	25	100%	23	43%	10	0	2.4	5.9	
	<b>Florida Mountains Total</b>					<b>347</b>	<b>326</b>	<b>94%</b>	<b>226</b>	<b>18%</b>	<b>32</b>	<b>11</b>	<b>2.7</b>	<b>5.8</b>
	<b>OTC</b>	Statewide Outside Draw Area	IBX-1-528	Apr. 1-Mar. 31, '23	ES	25	19	76%	4	0%	0	0	1.5	3.5
<b>Statewide Totals</b>					<b>372</b>	<b>345</b>	<b>93%</b>	<b>230</b>	<b>18%</b>	<b>32</b>	<b>11</b>	<b>2.7</b>	<b>5.7</b>	

## 2024-25 Ibx Hunter Harvest Report

### New Mexico Department of Game and Fish

Hunt Area	Hunt Type*	Hunt Code	Hunt Dates	Bag Limit	Licenses Sold	Number of Hunters Reporting	Percent Reporting	Estimated Hunters	Success Rate**	Estimated Harvest		Satisfaction Rating	Days Hunted
										Males	Females		
<b>Unit 25 (Florida Mtns.)</b>	Bow	IBX-2-100	1-15 Oct. '24	ES	100	96	96%	57	0%	0	0	2.7	6.7
	Bow	IBX-2-104	15-29 Jan. '25	ES	100	97	97%	65	0%	0	0	2.6	6.2
	Muzzle	IBX-3-106	22-28 Feb. '25	ES	15	15	100%	10	0%	0	0	1.5	5.1
	Any Legal (OIAL)	IBX-1-101	15-29 Nov. '24	ES	15	13	87%	15	38%	6	0	3.2	6.3
	Any Legal	IBX-1-102	14-18 Dec. '24	F-IM	20	20	100%	14	0%	0	0	3.3	3.8
	Any Legal (OIAIY)	IBX-1-103	27 Dec. - 10 Jan., '25	ES	5	5	100%	4	50%	2	0	2.5	2.8
	Any Legal	IBX-1-105	1-5 Feb. '25	F-IM	20	20	100%	11	9%	0	1	3.2	3.2
Enhancement	IBX-1-501	1 Apr. '24 - 31 Mar. '25	ES	2	1	50%	2	100%	2	0	3.0	4.0	
<b>Florida Mountain Totals</b>					<b>277</b>	<b>267</b>	<b>96%</b>	<b>178</b>	<b>5%</b>	<b>10</b>	<b>1</b>	<b>2.7</b>	<b>5.8</b>
<b>Statewide (Off-Florida Mtns.)</b>	OTC	IBX-1-528	1 Apr., '24 - 31 Mar. '25	ES	24	20	83%	8	0%	0	0	2.4	3.0
<b>Statewide Totals</b>					<b>301</b>	<b>287</b>	<b>95%</b>	<b>187</b>	<b>5%</b>	<b>10</b>	<b>1</b>	<b>2.7</b>	<b>5.7</b>

\*OIAL = Once-in-a-Lifetime, OIAIY = Once-in-a-Youth

\*\*Success rate is calculated from the number of licensed hunters reporting that they went afield.

If you have any questions, please contact Madeleine Kaleta at madeleine.kaleta@dgf.nm.gov



Figure: Oryx harvest reports, 2020-2021 through 2024-2025

2020-21 Hunter Harvest Report, New Mexico Department of Game and Fish															
ORYX				Licenses Sold	Returns	Return Rate	Hunted	Hunted Rate	Success Rate	Estimated Harvest		Satisfaction Rating	Days Hunted		
Hunt Area	Hunt Code	Hunt Dates	Bag Limit							Males	Females				
Once-in-a-Lifetime	Stallion Range	ORX-1-100	Sept. 11-13, '20	ES	65	65	100%	64	98%	92%	42	17	4.69	1.71	
	Rhodes Canyon	ORX-1-101	Sept. 25-27, '20	ES	65	65	100%	62	95%	98%	40	21	4.73	1.71	
	Rhodes Canyon	ORX-1-102	Oct. 23-25, '20	ES	65	65	100%	64	98%	94%	37	23	4.54	1.78	
	Rhodes Canyon	ORX-1-103	Nov. 6-8, '20	ES	65	65	100%	64	98%	80%	33	18	4.13	2.03	
	Rhodes Canyon	ORX-1-104	Dec. 4-6, '20	ES	65	65	100%	65	100%	94%	31	30	4.56	1.35	
	Stallion Range	ORX-1-105	Jan. 15-17, '21	ES	65	65	100%	64	98%	100%	40	24	4.87	1.62	
	Stallion Range	ORX-1-106	Jan. 29-31, '21	ES	65	65	100%	62	95%	95%	33	26	4.72	1.97	
	Stallion Range	ORX-1-107	Feb. 12-14, '21	ES	65	65	100%	65	100%	92%	36	24	4.54	2.03	
	Red Canyon	ORX-1-108	Feb. 26-28, '21	ES	65	65	100%	61	94%	84%	32	19	4.27	2.00	
	OIL Totals					585	585	100%	571	98%	92%	324	202	4.56	1.79
Youth	ORX-1-119	Oct. 9-11, '20	ES	40	40	100%	40	100%	90%	22	14	4.58	1.95		
	ORX-1-109	Oct. 9-11, '20	ES	20	20	100%	20	100%	90%	12	6	4.72	1.67		
Youth and Mobility Impaired Totals					60	60	100%	60	100%	90%	34	20	4.63	1.86	
Veteran OIL	Stallion Range	ORX-1-110	Sept. 11-13, '20	ES	5	5	100%	5	100%	100%	5	0	4.80	1.80	
	Rhodes Canyon	ORX-1-111	Sept. 25-27, '20	ES	5	5	100%	5	100%	60%	2	1	4.67	2.67	
	Rhodes Canyon	ORX-1-112	Oct. 23-25, '20	ES	5	5	100%	5	100%	100%	4	1	4.80	1.40	
	Rhodes Canyon	ORX-1-113	Nov. 6-8, '20	ES	5	5	100%	4	80%	50%	1	1	3.33	2.33	
	Rhodes Canyon	ORX-1-114	Dec. 4-6, '20	ES	5	5	100%	5	100%	60%	2	1	4.75	1.50	
	Stallion Range	ORX-1-115	Jan. 15-17, '21	ES	5	5	100%	4	80%	100%	3	1	4.75	2.25	
	Stallion Range	ORX-1-116	Jan. 29-31, '21	ES	5	5	100%	5	100%	100%	2	3	4.80	1.80	
	Stallion Range	ORX-1-117	Feb. 12-14, '21	ES	5	5	100%	5	100%	100%	3	2	4.60	1.60	
	Red Canyon	ORX-1-118	Feb. 26-28, '21	ES	5	5	100%	5	100%	100%	3	2	5.00	2.20	
	Iraq/Afghanistan Resident Veteran OIL Totals					45	45	100%	43	96%	86%	25	12	4.67	1.80
Broken-Horn	Stallion Range	ORX-1-120	Sept. 11-13, '20	BHO	15	15	100%	14	93%	64%	5	4	4.21	1.93	
	Rhodes Canyon	ORX-1-121	Sept. 25-27, '20	BHO	15	15	100%	15	100%	80%	6	6	4.47	2.00	
	Rhodes Canyon	ORX-1-122	Oct. 23-25, '20	BHO	15	15	100%	15	100%	87%	7	6	4.07	2.13	
	Rhodes Canyon	ORX-1-123	Nov. 6-8, '20	BHO	15	15	100%	13	87%	62%	3	5	3.77	2.23	
	Rhodes Canyon	ORX-1-124	Dec. 4-6, '20	BHO	15	15	100%	15	100%	87%	10	3	4.86	1.36	
	Stallion Range	ORX-1-125	Jan. 15-17, '21	BHO	15	15	100%	15	100%	87%	8	5	4.92	1.46	
	Stallion Range	ORX-1-126	Jan. 29-31, '21	BHO	15	15	100%	14	93%	86%	4	8	4.71	2.21	
	Stallion Range	ORX-1-127	Feb. 12-14, '21	BHO	15	15	100%	14	93%	57%	2	6	4.14	1.57	
	Red Canyon	ORX-1-128	Feb. 26-28, '21	BHO	15	15	100%	13	87%	85%	6	5	4.62	2.08	
	Broken-Horn Totals					135	135	100%	128	95%	77%	51	48	4.42	1.89
Special Pop. Management	WSMR	ORX-1-9000	Sept. 1-30, '20	ES	30	30	100%	30	100%	97%	18	11	4.38	1.79	
	WSMR	ORX-1-9001	Oct. 1-31, '20	ES	29	29	100%	28	97%	96%	18	9	4.74	1.70	
	WSMR	ORX-1-9002	Nov. 1-30, '20	ES	30	30	100%	29	97%	93%	13	14	4.50	1.79	
	WSMR	ORX-1-9003	Jan. 1-31, '21	ES	30	30	100%	30	100%	100%	14	16	4.65	1.45	
	WSMR	ORX-1-9004	Feb. 1-28, '21	ES	30	30	100%	29	97%	100%	18	11	4.68	1.64	
Population Management Totals					149	149	100%	146	98%	97%	81	61	4.59	1.67	
Special	Big Game Enhancement	ORX-1-501	Apr. 1-Mar. 31, '21	ES	2	2	100%	2	100%	100%	2	0	5.00	1.00	
	CWD Incentive	ORX-1-601	Feb. 12-14, '21	ES	1	1	100%	1	100%	100%	0	1	4.00	2.00	
	Injured Military Service	ORX-1-602	Nov. 6-8, '20	ES	15	14	93%	13	93%	85%	5	6	4.92	1.46	
WSMR TOTALS					992	991	100%	964	97%	90%	522	350	4.56	1.79	
Public Draw Off-Range	Statewide Off-Range	ORX-1-204	June 1-30, '20	ES	80	78	98%	74	95%	74%	40	16	3.86	4.95	
	Statewide Off-Range, Youth Only	ORX-1-205	June 1-30, '20	ES	20	20	100%	18	90%	89%	10	6	3.72	5.72	
	Statewide Off-Range	ORX-1-206	July 1-31, '20	ES	80	78	98%	75	96%	85%	42	24	4.24	4.41	
	Statewide Off-Range, Youth Only	ORX-1-207	July 1-31, '20	ES	20	19	95%	18	95%	61%	6	5	3.94	4.61	
	Statewide Off-Range	ORX-1-208	Aug. 1-31, '20	ES	80	75	94%	70	93%	83%	44	18	3.84	4.56	
	Statewide Off-Range, Youth Only	ORX-1-209	Aug. 1-31, '20	ES	20	18	90%	18	100%	94%	14	4	4.50	4.50	
	Statewide Off-Range	ORX-1-210	Sept. 1-30, '20	ES	80	78	98%	74	95%	51%	27	12	3.59	5.53	
	Statewide Off-Range, Youth Only	ORX-1-211	Sept. 1-30, '20	ES	20	20	100%	20	100%	55%	9	2	3.70	5.25	
	Statewide Off-Range	ORX-1-212	Oct. 1-31, '20	ES	80	76	95%	72	95%	69%	26	26	4.07	6.19	
	Statewide Off-Range, Youth Only	ORX-1-213	Oct. 1-31, '20	ES	20	20	100%	19	95%	79%	7	8	3.74	5.98	
	Statewide Off-Range	ORX-1-214	Nov. 1-30, '20	ES	80	76	95%	71	93%	63%	25	22	3.94	5.99	
	Statewide Off-Range, Youth Only	ORX-1-215	Nov. 1-30, '20	ES	20	20	100%	18	90%	67%	5	7	4.00	5.33	
	Statewide Off-Range	ORX-1-216	Dec. 1-31, '20	ES	80	77	96%	74	96%	70%	27	27	3.84	5.58	
	Statewide Off-Range, Youth Only	ORX-1-217	Dec. 1-31, '20	ES	20	20	100%	19	95%	63%	8	4	3.42	5.58	
	Statewide Off-Range	ORX-1-218	Jan. 1-31, '21	ES	80	79	99%	72	91%	74%	19	34	3.83	5.29	
	Statewide Off-Range, Youth Only	ORX-1-219	Jan. 1-31, '21	ES	20	20	100%	19	95%	84%	6	10	4.16	7.21	
	Statewide Off-Range	ORX-1-220	Feb. 1-28, '21	ES	80	78	98%	75	96%	69%	24	30	3.75	5.12	
	Statewide Off-Range, Youth Only	ORX-1-221	Feb. 1-28, '21	ES	20	20	100%	16	80%	69%	3	8	3.56	4.19	
	Statewide Off-Range	ORX-1-222	Mar. 1-31, '21	ES	80	69	86%	65	94%	69%	34	19	3.86	4.91	
	Statewide Off-Range, Youth Only	ORX-1-223	Mar. 1-31, '21	ES	20	17	85%	15	88%	53%	8	1	3.60	4.20	
	Public Draw Off-Range Totals					1000	958	96%	902	94%	71%	384	284	3.87	5.26
	McGregor	McGregor Range	ORX-1-224	Dec. 19-28, '20	ES	25	24	96%	22	92%	95%	6	16	4.45	1.14
		McGregor Range, Military Only	ORX-1-225	Dec. 19-28, '20	ES	25	22	88%	20	91%	80%	10	8	4.80	1.25
McGregor Range		ORX-1-226	Jan. 9-10, '21	ES	25	25	100%	24	96%	75%	8	10	4.13	1.38	
McGregor Range, Military Only		ORX-1-227	Jan. 9-10, '21	ES	25	24	96%	21	88%	90%	8	11	4.57	1.33	
McGregor Range Totals					100	95	95%	87	92%	85%	33	45	4.47	1.28	
Private Land OTC Off-Range	Statewide Private Land Off-Range	ORX-1-2000	April 1-30, '20	ES	20	17	85%	16	94%	75%	8	6	3.75	2.63	
	Statewide Private Land Off-Range	ORX-1-2020	May 1-31, '20	ES	16	12	75%	12	100%	92%	9	5	3.83	1.83	
	Statewide Private Land Off-Range	ORX-1-2040	June 1-30, '20	ES	33	23	70%	23	100%	83%	11	16	4.22	3.83	
	Statewide Private Land Off-Range	ORX-1-2060	July 1-31, '20	ES	12	10	83%	10	100%	60%	4	4	3.70	3.60	
	Statewide Private Land Off-Range	ORX-1-2080	Aug. 1-31, '20	ES	21	20	95%	20	100%	70%	6	8	4.15	2.95	
	Statewide Private Land Off-Range	ORX-1-2100	Sept. 1-30, '20	ES	24	21	88%	19	90%	79%	7	10	4.26	2.11	
	Statewide Private Land Off-Range	ORX-1-2120	Oct. 1-31, '20	ES	35	22	63%	21	95%	67%	8	14	3.76	4.71	
	Statewide Private Land Off-Range	ORX-1-2140	Nov. 1-30, '20	ES	31	25	81%	25	100%	76%	7	16	4.12	3.80	
	Statewide Private Land Off-Range	ORX-1-2160	Dec. 1-31, '20	ES	53	44	83%	41	93%	78%	17	22	4.34	3.51	
	Statewide Private Land Off-Range	ORX-1-2180	Jan. 1-31, '21	ES	46	35	76%	33	94%	70%	16	14	3.91	3.00	
	Statewide Private Land Off-Range	ORX-1-2200	Feb. 1-29, '21	ES	42	32	76%	29	91%	62%	16	8	3.93	2.66	
	Statewide Private Land Off-Range	ORX-1-2220	Mar. 1-31, '21	ES	50	25	50%	25	100%	92%	22	24	4.32	2.40	
Private-Land OTC Off-Range Totals					383	286	75%	274	96%	75%	132	148	4.07	3.14	
Pop. M.	Fl. Bliss	Aug.-March, '21	ES	46	46	100%	46	100%	98%	29	16	4.87	1.05		
	San Andres Wildlife Refuge	Oct.-March, '21	ES	6	6	100%	6	100%	100%	2	4	5.00	1.33		
	Population Management Totals					52	52	100%	52	100%	98%	31	20	4.89	1.09
Off-Range Totals					1,535	1,391	91%	1,315	95%	74%	580	497	3.99	4.41	
Oryx Hunts Total					2,527	2,382	94%	2,279	96%	81%	1,102	848	4.22	3.33	

**2021-22 Oryx Hunter Harvest Report, New Mexico Department of Game and Fish**

White Sands Missile Range					Licenses Sold	Number of Hunters Reporting	Percent Reporting	Hunted	Success Rate	Estimated Harvest		Satisfaction Rating	Days Hunted
Hunt Type	Hunt Area	Hunt Code	Hunt Dates	Bag Limit						Males	Females		
Once-in-a-Lifetime	Stallion Range	ORX-1-100	Sept. 10-12, '21	ES	65	65	100%	65	75%	27	22	4.3	1.7
	Rhodes Canyon	ORX-1-101	Sept. 24-26, '21	ES	65	65	100%	62	87%	39	15	4.4	2.1
	Rhodes Canyon	ORX-1-102	Oct. 22-24, '21	ES	65	65	100%	64	77%	34	15	4.3	2.0
	Stallion Range	ORX-1-103	Nov. 5-7, '21	ES	65	64	98%	62	97%	37	23	4.7	2.1
	Rhodes Canyon	ORX-1-104	Dec. 3-5, '21	ES	65	64	98%	63	92%	38	20	4.6	2.0
	Stallion Range	ORX-1-105	Jan. 14-16, '22	ES	65	63	97%	62	79%	33	16	4.5	1.8
	Stallion Range	ORX-1-106	Jan. 28-30, '22	ES	65	65	100%	64	92%	39	20	4.7	1.9
	Rhodes Canyon	ORX-1-107	Feb. 11-13, '22	ES	65	65	100%	64	92%	41	18	4.4	1.4
	Red Canyon	ORX-1-108	Feb. 25-27, '22	ES	65	65	100%	64	88%	26	30	4.4	1.3
	<b>OIL Totals</b>					<b>585</b>	<b>581</b>	<b>99%</b>	<b>570</b>	<b>86%</b>	<b>314</b>	<b>179</b>	<b>4.5</b>
Youth/Ad	Youth	ORX-1-119	Oct. 8-10, '21	ES	40	40	100%	37	89%	18	15	4.7	1.8
	Mobility Impaired	ORX-1-109	Oct. 8-10, '21	ES	20	20	100%	18	89%	8	8	4.4	2.2
<b>Youth and Mobility Impaired Totals</b>					<b>60</b>	<b>60</b>	<b>100%</b>	<b>55</b>	<b>89%</b>	<b>26</b>	<b>23</b>	<b>4.6</b>	<b>1.9</b>
Veteran OIL	Stallion Range	ORX-1-110	Sept. 10-12, '21	ES	5	5	100%	5	60%	1	2	4.0	1.2
	Rhodes Canyon	ORX-1-111	Sept. 24-26, '21	ES	5	5	100%	5	80%	1	3	4.4	1.8
	Rhodes Canyon	ORX-1-112	Oct. 22-24, '21	ES	5	5	100%	5	100%	4	1	4.6	1.8
	Stallion Range	ORX-1-113	Nov. 5-7, '21	ES	5	5	100%	5	100%	3	2	4.3	1.5
	Rhodes Canyon	ORX-1-114	Dec. 3-5, '21	ES	5	5	100%	4	100%	2	2	5.0	1.5
	Stallion Range	ORX-1-115	Jan. 14-16, '22	ES	5	5	100%	5	100%	2	3	4.8	2.0
	Stallion Range	ORX-1-116	Jan. 28-30, '22	ES	5	5	100%	4	50%	2	0	4.3	2.0
	Rhodes Canyon	ORX-1-117	Feb. 11-13, '22	ES	5	5	100%	5	80%	2	2	5.0	1.4
	Red Canyon	ORX-1-118	Feb. 25-27, '22	ES	5	5	100%	4	100%	0	4	4.8	1.5
	<b>Iraq/Afghanistan Resident Veteran OIL Totals</b>					<b>45</b>	<b>45</b>	<b>100%</b>	<b>42</b>	<b>86%</b>	<b>17</b>	<b>19</b>	<b>4.6</b>
Broken-Horn	Stallion Range	ORX-1-120	Sept. 10-12, '21	BHO	15	15	100%	14	64%	6	3	4.3	1.8
	Rhodes Canyon	ORX-1-121	Sept. 24-26, '21	BHO	15	15	100%	13	54%	3	4	3.8	2.2
	Rhodes Canyon	ORX-1-122	Oct. 22-24, '21	BHO	15	15	100%	13	62%	1	7	4.3	2.3
	Stallion Range	ORX-1-123	Nov. 5-7, '21	BHO	15	15	100%	13	85%	5	6	4.7	1.8
	Rhodes Canyon	ORX-1-124	Dec. 3-5, '21	BHO	15	15	100%	14	64%	4	5	4.1	2.3
	Stallion Range	ORX-1-125	Jan. 14-16, '22	BHO	15	15	100%	14	57%	3	5	4.4	2.4
	Stallion Range	ORX-1-126	Jan. 28-30, '22	BHO	15	15	100%	14	71%	4	6	4.6	2.1
	Rhodes Canyon	ORX-1-127	Feb. 11-13, '22	BHO	15	15	100%	13	69%	4	5	4.4	1.5
	Red Canyon	ORX-1-128	Feb. 25-27, '22	BHO	15	15	100%	14	36%	0	5	4.2	1.9
	<b>Broken-Horn Totals</b>					<b>135</b>	<b>135</b>	<b>100%</b>	<b>122</b>	<b>62%</b>	<b>30</b>	<b>46</b>	<b>4.3</b>
Pop. Management	WSMR	ORX-1-9000	Sept. 1-30, '21	ES	35	35	100%	35	89%	19	12	4.4	1.9
	WSMR	ORX-1-9001	Oct. 1-31, '21	ES	35	35	100%	34	94%	20	12	4.4	2.4
	WSMR	ORX-1-9002	Nov. 1-30, '21	ES	34	34	100%	32	94%	17	13	4.6	1.8
	WSMR	ORX-1-9003	Jan. 1-31, '22	ES	34	34	100%	34	97%	18	15	4.3	1.6
	WSMR	ORX-1-9004	Feb. 1-28, '22	ES	35	35	100%	35	94%	17	16	4.5	1.7
	<b>Population Management Totals</b>					<b>171</b>	<b>171</b>	<b>100%</b>	<b>170</b>	<b>94%</b>	<b>91</b>	<b>68</b>	<b>4.5</b>
Special	Big Game Enhancement	ORX-1-501	Apr. 1-Mar. 31, '22	ES	2	2	100%	2	100%	2	0	NA	NA
	Governor's Special Auction	ORX-1-601	Feb. 11-13, '22	ES	1	1	100%	1	100%	1	0	5.0	2.0
	Injured Military Service	ORX-1-602	Oct. 8-10, '21	ES	10	10	100%	9	100%	7	2	4.8	2.3
	CWD Incentive	ORX-1-603	Feb. 25-27, '22	ES	1	1	100%	1	100%	0	1	5.0	2.0
	<b>WSMR TOTALS</b>					<b>1,012</b>	<b>1,008</b>	<b>100%</b>	<b>972</b>	<b>85%</b>	<b>488</b>	<b>338</b>	<b>4.5</b>

"Off Range" Oryx Hunts					Licenses Sold	Number of Hunters Reporting	Percent Reporting	Hunted	Success Rate	Estimated Harvest		Satisfaction Rating	Days Hunted
Hunt Type	Hunt Area	Hunt Code	Hunt Dates	Bag Limit						Males	Females		
Public Draw Off-Range	Statewide Off-Range	ORX-1-204	June 1-30, '21	ES	80	75	94%	70	79%	36	22	4.3	3.1
	Statewide Off-Range, Youth Only	ORX-1-205	June 1-30, '21	ES	20	20	100%	19	84%	8	8	4.4	2.1
	Statewide Off-Range	ORX-1-206	July 1-31, '21	ES	80	77	96%	75	61%	27	21	4.0	5.3
	Statewide Off-Range, Youth Only	ORX-1-207	July 1-31, '21	ES	20	19	95%	19	47%	5	4	3.7	5.4
	Statewide Off-Range	ORX-1-208	Aug. 1-31, '21	ES	80	75	94%	70	53%	28	12	3.9	6.7
	Statewide Off-Range, Youth Only	ORX-1-209	Aug. 1-31, '21	ES	20	17	85%	16	63%	8	4	4.1	5.6
	Statewide Off-Range	ORX-1-210	Sept. 1-30, '21	ES	80	70	88%	67	48%	27	9	3.6	6.5
	Statewide Off-Range, Youth Only	ORX-1-211	Sept. 1-30, '21	ES	20	20	100%	17	100%	15	2	4.3	3.4
	Statewide Off-Range	ORX-1-212	Oct. 1-31, '21	ES	80	75	94%	70	50%	30	7	3.8	7.4
	Statewide Off-Range, Youth Only	ORX-1-213	Oct. 1-31, '21	ES	20	18	90%	18	56%	6	6	3.7	4.4
	Statewide Off-Range	ORX-1-214	Nov. 1-30, '21	ES	80	76	95%	71	49%	22	15	3.6	6.4
	Statewide Off-Range, Youth Only	ORX-1-215	Nov. 1-30, '21	ES	20	18	90%	18	61%	9	3	3.9	5.5
	Statewide Off-Range	ORX-1-216	Dec. 1-31, '21	ES	80	74	93%	69	55%	25	16	3.6	5.3
	Statewide Off-Range, Youth Only	ORX-1-217	Dec. 1-31, '21	ES	20	18	90%	17	53%	7	3	3.2	6.0
	Statewide Off-Range	ORX-1-218	Jan. 1-31, '22	ES	80	78	98%	71	58%	30	12	3.7	6.3
	Statewide Off-Range, Youth Only	ORX-1-219	Jan. 1-31, '22	ES	20	17	85%	15	80%	5	9	3.9	4.1
	Statewide Off-Range	ORX-1-220	Feb. 1-28, '22	ES	80	75	94%	68	62%	29	16	4.0	5.9
	Statewide Off-Range, Youth Only	ORX-1-221	Feb. 1-28, '22	ES	20	19	95%	17	29%	4	1	3.1	6.1
	Statewide Off-Range	ORX-1-222	Mar. 1-31, '22	ES	80	60	75%	57	68%	32	20	4.0	4.9
	Statewide Off-Range, Youth Only	ORX-1-223	Mar. 1-31, '22	ES	20	16	80%	14	86%	6	9	4.4	2.1
<b>Public Draw Off-Range Totals</b>					<b>1,090</b>	<b>917</b>	<b>92%</b>	<b>858</b>	<b>60%</b>	<b>359</b>	<b>200</b>	<b>3.8</b>	<b>5.5</b>
McGregor	McGregor Range	ORX-1-224	Dec. 18-19, '21	ES	25	25	100%	22	86%	8	11	4.5	1.6
	McGregor Range, Military Only	ORX-1-225	Dec. 18-19, '21	ES	25	22	88%	22	77%	11	8	4.0	1.5
	McGregor Range	ORX-1-226	Jan. 8-9, '22	ES	25	23	92%	22	73%	5	12	4.0	1.6
	McGregor Range, Military Only	ORX-1-227	Jan. 8-9, '22	ES	25	23	92%	22	73%	7	11	4.2	1.5
	<b>McGregor Range Totals</b>					<b>100</b>	<b>93</b>	<b>93%</b>	<b>88</b>	<b>77%</b>	<b>31</b>	<b>42</b>	<b>4.2</b>
Private Land OTC Off-Range	Statewide Private Land Off-Range	ORX-1-2000	April 1-30, '21	ES	26	21	81%	20	95%	9	15	4.7	1.9
	Statewide Private Land Off-Range	ORX-1-2020	May 1-31, '21	ES	30	22	73%	22	77%	15	8	4.5	4.3
	Statewide Private Land Off-Range	ORX-1-2040	June 1-30, '21	ES	20	15	75%	14	79%	7	8	4.4	2.3
	Statewide Private Land Off-Range	ORX-1-2060	July 1-31, '21	ES	18	16	89%	16	75%	7	7	3.9	3.2
	Statewide Private Land Off-Range	ORX-1-2080	Aug. 1-31, '21	ES	24	20	83%	20	85%	8	12	4.4	1.9
	Statewide Private Land Off-Range	ORX-1-2100	Sept. 1-30, '21	ES	18	14	78%	14	79%	9	5	3.9	4.2
	Statewide Private Land Off-Range	ORX-1-2120	Oct. 1-31, '21	ES	30	21	70%	21	86%	16	10	3.5	2.5
	Statewide Private Land Off-Range	ORX-1-2140	Nov. 1-30, '21	ES	26	20	77%	20	70%	13	5	3.5	2.4
	Statewide Private Land Off-Range	ORX-1-2160	Dec. 1-31, '21	ES	42	35	83%	34	74%	13	17	4.2	2.1
	Statewide Private Land Off-Range	ORX-1-2180	Jan. 1-31, '22	ES	30	19	63%	16	50%	3	9	3.0	4.3
	Statewide Private Land Off-Range	ORX-1-2200	Feb. 1-28, '22	ES	54	42	78%	41	73%	18	21	4.3	2.9
	Statewide Private Land Off-Range	ORX-1-2220	Mar. 1-31, '22	ES	65	32	49%	31	74%	20	26	4.2	3.4
<b>Private-Land OTC Off-Range Totals</b>					<b>383</b>	<b>277</b>	<b>72%</b>	<b>269</b>	<b>76%</b>	<b>138</b>	<b>143</b>	<b>4.1</b>	<b>2.9</b>
Pop. M.	Ft. Bliss		Aug.-March, '22	ES	38	38	100%	36	100%	22	14	4.8	1.0
	Jomada Experimental Range		Aug.-Dec., '21	ES	36	36	100%	34	85%	21	8	4.7	1.4
	San Andres Wildlife Refuge		Oct.-March, '22	ES	16	16	100%	16	81%	5	8	4.4	1.2
<b>Population Management Totals</b>					<b>90</b>	<b>90</b>	<b>100%</b>	<b>86</b>	<b>91%</b>	<b>48</b>	<b>30</b>	<b>4.7</b>	<b>1.2</b>
<b>Off-Range Totals</b>					<b>1,573</b>	<b>1,377</b>	<b>88%</b>	<b>1,301</b>	<b>66%</b>	<b>576</b>	<b>415</b>	<b>4.0</b>	<b>4.5</b>

Statewide Totals					Licenses Sold	Number of Hunters Reporting	Percent Reporting	Hunted	Success Rate	Estimated Harvest		Satisfaction Rating	Days Hunted
										Males	Females		
					<b>2,585</b>	<b>2,385</b>	<b>92%</b>	<b>2,273</b>	<b>74%</b>				

**2022-23 Oryx Hunter Harvest Report, New Mexico Department of Game and Fish**

White Sands Missile Range										Licenses Sold	Number of Hunters Reporting	Percent Reporting	Hunted	Success Rate	Estimated Harvest		Satisfaction Rating	Days Hunted
Hunt Type	Hunt Area	Hunt Code	Hunt Dates	Bag Limit	Males	Females												
Once-in-a-Lifetime	Stallion Range	ORX-1-100	Mar. 10-12, '23*	ES	65	65	100%	62	94%	33	25	4.6	2.0					
	Rhodes Canyon	ORX-1-101	Sep. 23-25, '22	ES	65	65	100%	63	73%	29	17	4.4	2.2					
	Rhodes Canyon	ORX-1-102	Oct. 21-23, '22	ES	65	65	100%	64	78%	37	13	4.4	2.3					
	Stallion Range	ORX-1-103	Nov. 4-6, '22	ES	65	65	100%	62	94%	40	18	4.4	1.9					
	Rhodes Canyon	ORX-1-104	Dec. 2-4, '22	ES	65	65	100%	63	83%	30	22	4.3	2.1					
	Stallion Range	ORX-1-105	Jan. 13-15, '23	ES	65	65	100%	61	85%	32	20	4.6	1.9					
	Stallion Range	ORX-1-106	Jan. 27-29, '23	ES	65	65	100%	63	87%	25	30	4.7	2.0					
	Rhodes Canyon	ORX-1-107	Feb. 10-12, '23	ES	65	65	100%	65	98%	37	27	4.7	1.6					
	Rhodes Canyon	ORX-1-108	Feb. 24-26, '23	ES	65	65	100%	61	92%	30	26	4.4	1.8					
	<b>OIL Totals</b>					<b>585</b>	<b>585</b>	<b>100%</b>	<b>564</b>	<b>87%</b>	<b>293</b>	<b>198</b>	<b>4.5</b>	<b>2.0</b>				
Youth/MI	Youth	ORX-1-119	Oct. 7-9, '22	ES	40	40	100%	38	97%	21	16	4.9	1.9					
	Mobility Impaired	ORX-1-109	Oct. 7-9, '22	ES	20	20	100%	20	80%	7	9	4.3	2.3					
<b>Youth and Mobility Impaired Totals</b>					<b>60</b>	<b>60</b>	<b>100%</b>	<b>58</b>	<b>91%</b>	<b>28</b>	<b>25</b>	<b>4.7</b>	<b>2.1</b>					
Veteran OIL	Stallion Range	ORX-1-110	Mar. 10-12, '23*	ES	5	5	100%	5	80%	2	2	4.8	2.0					
	Rhodes Canyon	ORX-1-111	Sep. 23-25, '22	ES	5	5	100%	5	100%	4	1	4.2	2.0					
	Rhodes Canyon	ORX-1-112	Oct. 21-23, '22	ES	5	5	100%	4	75%	2	1	4.8	2.8					
	Stallion Range	ORX-1-113	Nov. 4-6, '22	ES	5	5	100%	5	100%	3	2	5.0	1.8					
	Rhodes Canyon	ORX-1-114	Dec. 2-4, '22	ES	5	5	100%	5	80%	2	2	4.3	2.5					
	Stallion Range	ORX-1-115	Jan. 13-15, '23	ES	5	5	100%	5	100%	3	2	4.8	1.2					
	Stallion Range	ORX-1-116	Jan. 27-29, '23	ES	5	5	100%	5	100%	3	2	5.0	1.7					
	Rhodes Canyon	ORX-1-117	Feb. 10-12, '23	ES	5	5	100%	4	100%	2	2	5.0	1.8					
	Rhodes Canyon	ORX-1-118	Feb. 24-26, '23	ES	5	5	100%	4	100%	3	1	4.8	2.0					
	<b>Iraq/Afghanistan Resident Veteran OIL Totals</b>					<b>45</b>	<b>45</b>	<b>100%</b>	<b>42</b>	<b>93%</b>	<b>24</b>	<b>15</b>	<b>4.7</b>	<b>2.0</b>				
Broken-Horn	Stallion Range	ORX-1-120	Mar. 10-12, '23*	BHO	15	15	100%	15	67%	4	6	4.5	2.4					
	Rhodes Canyon	ORX-1-121	Sep. 23-25, '22	BHO	15	15	100%	15	67%	5	5	4.5	2.4					
	Rhodes Canyon	ORX-1-122	Oct. 21-23, '22	BHO	15	15	100%	14	36%	4	1	3.7	2.8					
	Stallion Range	ORX-1-123	Nov. 4-6, '22	BHO	15	15	100%	14	100%	4	10	4.6	1.8					
	Rhodes Canyon	ORX-1-124	Dec. 2-4, '22	BHO	14	14	100%	13	77%	5	5	4.5	2.2					
	Stallion Range	ORX-1-125	Jan. 13-15, '23	BHO	15	15	100%	14	100%	9	5	4.9	1.5					
	Stallion Range	ORX-1-126	Jan. 27-29, '23	BHO	15	15	100%	13	54%	5	2	4.0	2.2					
	Rhodes Canyon	ORX-1-127	Feb. 10-12, '23	BHO	16	16	100%	16	94%	8	7	4.8	2.2					
	Rhodes Canyon	ORX-1-128	Feb. 24-26, '23	BHO	15	15	100%	14	71%	4	6	4.2	1.6					
	<b>Broken-Horn Totals</b>					<b>135</b>	<b>135</b>	<b>100%</b>	<b>128</b>	<b>74%</b>	<b>48</b>	<b>47</b>	<b>4.4</b>	<b>2.1</b>				
Population Management	WSMR	ORX-1-9000	Sept. 1-30, '22	ES	35	35	100%	34	88%	24	6	4.2	2.0					
	WSMR	ORX-1-9001	Oct. 1-31, '22	ES	34	34	100%	33	91%	16	14	4.4	1.7					
	WSMR	ORX-1-9002	Nov. 1-30, '22	ES	35	35	100%	35	97%	18	16	4.9	1.9					
	WSMR	ORX-1-9003	Jan. 1-31, '23	ES	32	32	100%	32	94%	18	12	4.6	1.8					
	WSMR	ORX-1-9004	Feb. 1-28, '23	ES	35	35	100%	33	94%	22	9	4.5	2.1					
	WSMR	ORX-1-9005	Sept. 1-30, '22	ES	10	10	100%	10	80%	6	2	4.0	2.6					
<b>Population Management Totals</b>					<b>181</b>	<b>181</b>	<b>100%</b>	<b>177</b>	<b>92%</b>	<b>104</b>	<b>59</b>	<b>4.5</b>	<b>1.9</b>					
Special	Big Game Enhancement	ORX-1-501	Apr. 1-Mar. 31, '23	ES	2	2	100%	2	100%	1	1	NA	NA					
	Governor's Special Auction	ORX-1-601	Jan. 27-29, '23	ES	1	1	100%	1	100%	0	1	5.0	2.0					
	Injured Military Service	ORX-1-602	Oct. 7-9, '22	ES	10	10	100%	10	90%	5	4	4.4	1.8					
	CWD Incentive	ORX-1-603	NA	ES	0	0	NA	0	NA	0	0	NA	NA					
<b>WSMR TOTALS</b>					<b>1,019</b>	<b>1,019</b>	<b>100%</b>	<b>982</b>	<b>87%</b>	<b>503</b>	<b>350</b>	<b>4.5</b>	<b>2.0</b>					

"Off Range" Oryx Hunts										Licenses Sold	Number of Hunters Reporting	Percent Reporting	Hunted	Success Rate	Estimated Harvest		Satisfaction Rating	Days Hunted
Hunt Type	Hunt Area	Hunt Code	Hunt Dates	Bag Limit	Males	Females												
Public Draw Off-Range	Statewide Off-Range	ORX-1-204	June 1-30, '22	ES	80	76	95%	72	79%	40	20	4.0	4.9					
	Statewide Off-Range, Youth Only	ORX-1-205	June 1-30, '22	ES	20	18	90%	17	76%	8	7	3.6	3.0					
	Statewide Off-Range	ORX-1-206	July 1-31, '22	ES	80	76	95%	73	52%	29	11	3.7	6.3					
	Statewide Off-Range, Youth Only	ORX-1-207	July 1-31, '22	ES	20	19	95%	17	65%	9	2	3.5	5.0					
	Statewide Off-Range	ORX-1-208	Aug. 1-31, '22	ES	80	74	93%	72	57%	35	10	3.9	5.8					
	Statewide Off-Range, Youth Only	ORX-1-209	Aug. 1-31, '22	ES	20	20	100%	20	70%	9	5	3.7	4.6					
	Statewide Off-Range	ORX-1-210	Sept. 1-30, '22	ES	80	75	94%	68	34%	15	10	3.7	7.2					
	Statewide Off-Range, Youth Only	ORX-1-211	Sept. 1-30, '22	ES	20	19	95%	18	56%	7	3	3.6	9.2					
	Statewide Off-Range	ORX-1-212	Oct. 1-31, '22	ES	80	77	96%	68	43%	23	7	3.5	6.8					
	Statewide Off-Range, Youth Only	ORX-1-213	Oct. 1-31, '22	ES	20	20	100%	19	47%	7	2	3.2	6.3					
	Statewide Off-Range	ORX-1-214	Nov. 1-30, '22	ES	80	74	93%	69	51%	27	11	3.6	6.3					
	Statewide Off-Range, Youth Only	ORX-1-215	Nov. 1-30, '22	ES	20	20	100%	18	33%	4	2	3.2	5.1					
	Statewide Off-Range	ORX-1-216	Dec. 1-31, '22	ES	80	73	91%	71	56%	31	13	3.7	6.0					
	Statewide Off-Range, Youth Only	ORX-1-217	Dec. 1-31, '22	ES	20	18	90%	18	50%	8	2	3.4	4.5					
	Statewide Off-Range	ORX-1-218	Jan. 1-31, '23	ES	80	76	95%	70	40%	20	9	3.6	5.9					
	Statewide Off-Range, Youth Only	ORX-1-219	Jan. 1-31, '23	ES	20	20	100%	19	68%	4	9	3.5	5.3					
	Statewide Off-Range	ORX-1-220	Feb. 1-28, '23	ES	80	76	95%	71	55%	17	24	3.8	5.9					
	Statewide Off-Range, Youth Only	ORX-1-221	Feb. 1-28, '23	ES	20	18	90%	16	75%	6	8	3.8	4.1					
	Statewide Off-Range	ORX-1-222	Mar. 1-31, '23	ES	80	67	84%	64	48%	19	18	3.9	6.2					
	Statewide Off-Range, Youth Only	ORX-1-223	Mar. 1-31, '23	ES	20	15	75%	15	80%	9	7	3.1	3.1					
<b>Public Draw Off-Range Totals</b>					<b>1,000</b>	<b>931</b>	<b>93%</b>	<b>875</b>	<b>54%</b>	<b>327</b>	<b>179</b>	<b>3.7</b>	<b>5.9</b>					
McGregor	McGregor Range	ORX-1-224	Dec. 17-18, '22	ES	25	25	100%	22	86%	11	8	4.1	1.5					
	McGregor Range, Military Only	ORX-1-225	Dec. 17-18, '22	ES	25	18	72%	18	78%	13	7	4.6	1.4					
	McGregor Range	ORX-1-226	Jan. 7-8, '23	ES	25	23	92%	23	78%	11	9	4.0	1.5					
	McGregor Range, Military Only	ORX-1-227	Jan. 7-8, '23	ES	25	25	100%	23	87%	10	10	4.3	1.6					
<b>McGregor Range Totals</b>					<b>100</b>	<b>91</b>	<b>91%</b>	<b>86</b>	<b>83%</b>	<b>44</b>	<b>34</b>	<b>4.2</b>	<b>1.5</b>					
Private Land OTC Off-Range	Statewide Private Land Off-Range	ORX-1-2000	April 1-30, '22	ES	23	13	57%	13	62%	9	5	3.9	2.6					
	Statewide Private Land Off-Range	ORX-1-2020	May 1-31, '22	ES	43	31	72%	31	77%	21	12	4.3	2.9					
	Statewide Private Land Off-Range	ORX-1-2040	June 1-30, '22	ES	17	8	47%	8	63%	6	4	3.1	5.0					
	Statewide Private Land Off-Range	ORX-1-2060	July 1-31, '22	ES	11	9	82%	9	100%	9	2	4.8	2.1					
	Statewide Private Land Off-Range	ORX-1-2080	Aug. 1-31, '22	ES	14	10	71%	9	67%	6	3	3.1	2.8					
	Statewide Private Land Off-Range	ORX-1-2100	Sept. 1-30, '22	ES	22	15	68%	14	64%	7	6	4.3	2.9					
	Statewide Private Land Off-Range	ORX-1-2120	Oct. 1-31, '22	ES	19	12	63%	10	90%	5	10	4.6	3.8					
	Statewide Private Land Off-Range	ORX-1-2140	Nov. 1-30, '22	ES	18	15	83%	15	73%	8	5	3.4	3.3					
	Statewide Private Land Off-Range	ORX-1-2160	Dec. 1-31, '22	ES	40	30	75%	29	62%	15	9	4.2	2.6					
	Statewide Private Land Off-Range	ORX-1-2180	Jan. 1-31, '23	ES	34	25	74%	24	75%	14	11	3.9	5.2					
Statewide Private Land Off-Range	ORX-1-2200	Feb. 1-28, '23	ES	30	23	77%	23	61%	10	8	3.5	3.7						
Statewide Private Land Off-Range	ORX-1-2220	Mar. 1-31, '23	ES	51	32	63%	32	69%	14	21	4.0	3.3						
<b>Private Land OTC Off-Range Totals</b>					<b>372</b>	<b>221</b>	<b>69%</b>	<b>217</b>	<b>71%</b>	<b>124</b>	<b>96</b>	<b>3.9</b>	<b>3.4</b>					
Pop. M.	Ft. Bliss	Dec. '22-Mar., '23	ES	23	23	100%	23	87%	6	14	4.5	1.0						
	Jornada Experimental Range	Oct. '22-Mar., '23	ES	47	47	100%	47	98%	32	14	4.7	1.2						
	<b>Population Management Totals</b>					<b>70</b>	<b>70</b>	<b>100%</b>	<b>70</b>	<b>94%</b>	<b>38</b>	<b>28</b>	<b>4.6</b>	<b>1.1</b>				
<b>Off-Range Totals</b>					<b>1,492</b>	<b>1,315</b>	<b>88%</b>	<b>1,248</b>	<b>61%</b>	<b>533</b>	<b>337</b>	<b>3.8</b>	<b>4.9</b>					

Statewide Totals										Licenses Sold	Number of Hunters Reporting	Percent Reporting	Hunted	Success Rate	Estimated Harvest		Satisfaction Rating	Days Hunted
Males	Females																	
					<b>2,511</b>	<b>2,334</b>	<b>93%</b>	<b>2,230</b>	<b>72%</b>	<b>1,036</b>	<b>68</b>							

**2023-24 Oryx Hunter Harvest Reports, New Mexico Department of Game and Fish**

White Sands Missile Range														
Hunt Type	Hunt Area	Hunt Code	Hunt Dates	Bag Limit	Licenses Sold	Number of Hunters Reporting	Percent Reporting	Estimated Hunters	Success Rate	Estimated Harvest		Satisfaction Rating	Days Hunted	
										Males	Females			
Once-in-a-Lifetime	WSMR - Stallion Range	ORX-1-100	8-10 Sep. '23	ES	70	63	90%	69	81%	34	21	4.4	1.6	
	WSMR- Rhodes Canyon	ORX-1-101	22-24 Sep. '23	ES	69	60	87%	68	88%	40	20	4.6	1.5	
	WSMR- Stallion Range	ORX-1-103	3-5 Nov. '23	ES	70	65	93%	69	81%	30	26	4.5	2.0	
	WSMR-Rhodes Canyon	ORX-1-104	1-3 Dec. '23	ES	69	64	93%	68	89%	35	26	4.5	1.5	
	WSMR-Stallion Range	ORX-1-105	12-14 Jan. '24	ES	70	67	96%	69	88%	32	28	4.7	2.6	
	WSMR-Rhodes Canyon	ORX-1-106	26-28 Jan. '24	ES	70	68	97%	70	93%	38	27	4.8	2.0	
	WSMR- Stallion Range	ORX-1-107	9-11 Feb. '24	ES	71	67	94%	70	80%	29	28	4.7	2.0	
	WSMR-Rhodes Canyon	ORX-1-108	23-25 Feb. '24	ES	69	63	91%	68	76%	26	25	4.4	1.4	
	WSMR-Stallion Range	ORX-1-109	8-10 Mar. '24	ES	71	65	92%	68	79%	29	24	4.6	1.5	
	WSMR-Stallion Range	ORX-1-110	6-8 Oct. '23	ES	20	18	90%	20	94%	14	4	4.8	1.9	
	WSMR-Rhodes Canyon	ORX-1-102	20-22 Oct. '23	ES	75	69	92%	73	82%	37	23	4.6	2.0	
WSMR-Stallion Range	ORX-1-111	6-8 Oct. '23	ES	40	39	98%	38	97%	24	13	4.6	2.2		
<b>Totals:</b>					<b>764</b>	<b>708</b>	<b>93%</b>	<b>749</b>	<b>86%</b>	<b>369</b>	<b>265</b>	<b>4.6</b>	<b>1.9</b>	
Broken Horn	WSMR-Stallion Range	ORX-1-112	8-10 Sep. '23	BHO	15	15	100%	13	38%	2	3	4.6	1.5	
	WSMR-Rhodes Canyon	ORX-1-113	22-24 Sep. '23	BHO	15	14	93%	14	46%	1	5	4.2	1.8	
	WSMR-Stallion Range	ORX-1-114	3-5 Nov. '23	BHO	15	14	93%	13	50%	3	3	3.5	2.7	
	WSMR-Rhodes Canyon	ORX-1-115	1-3 Dec. '23	BHO	15	14	93%	15	71%	5	5	4.3	1.8	
	WSMR-Stallion Range	ORX-1-116	12-14 Jan. '24	BHO	15	15	100%	13	85%	5	6	4.8	1.9	
	WSMR-Rhodes Canyon	ORX-1-117	26-28 Jan. '24	BHO	15	14	93%	14	54%	4	3	4.5	2.3	
	WSMR-Stallion Range	ORX-1-118	9-11 Feb. '24	BHO	15	14	93%	13	83%	6	4	4.6	2.3	
	WSMR-Rhodes Canyon	ORX-1-119	23-25 Feb. '24	BHO	15	15	100%	14	50%	1	6	4.2	1.6	
	WSMR-Stallion Range	ORX-1-120	8-10 Mar. '24	BHO	15	14	93%	14	69%	5	4	4.1	1.3	
	<b>Broken Horn Totals:</b>					<b>125</b>	<b>129</b>	<b>96%</b>	<b>123</b>	<b>61%</b>	<b>24</b>	<b>41</b>	<b>4.3</b>	<b>1.9</b>
	Population Management	WSMR	ORX-1-9004	Sep '23	ES	45	45	100%	45	84%	24	14	4.6	2.2
		WSMR	ORX-1-9005	Oct '23	ES	35	33	94%	35	88%	24	6	4.3	2.0
WSMR		ORX-1-9006	Nov '23	ES	34	32	94%	34	84%	16	13	4.4	1.6	
WSMR		ORX-1-9010	Jan '23	ES	34	34	100%	33	97%	21	11	4.7	2.0	
WSMR		ORX-1-9011	Feb '24	ES	34	32	94%	33	90%	14	16	4.8	2.0	
WSMR		ORX-1-9013	Mar '24	ES	10	9	90%	7	100%	1	6	4.3	1.8	
<b>Population Management Totals:</b>					<b>192</b>	<b>185</b>	<b>95%</b>	<b>187</b>	<b>91%</b>	<b>100</b>	<b>66</b>	<b>4.5</b>	<b>1.9</b>	
Special	Enhancement	ORX-1-501		ES	2	1	50%	2	100%	2	0	5.0	1.0	
	Injured Service Men/Women	ORX-1-602		ES	10	8	80%	10	75%	4	4	5.0	2.0	
	Governor's Special Event	ORX-1-603		ES	1	1	100%	1	100%	1	0	5.0	1.0	
	CWD Incentive	ORX-1-800		ES	1	1	100%	1	100%	1	0	2.0	2.0	
	<b>Special Hunt Totals:</b>					<b>14</b>	<b>11</b>	<b>83%</b>	<b>14</b>	<b>94%</b>	<b>8</b>	<b>4</b>	<b>4.3</b>	<b>1.5</b>
<b>White Sands Missile Range Totals:</b>					<b>1105</b>	<b>1033</b>	<b>92%</b>	<b>1072</b>	<b>83%</b>	<b>511</b>	<b>375</b>	<b>4.4</b>	<b>1.8</b>	

Off Range Hunts															
Hunt Type	Hunt Area	Hunt Code	Hunt Dates	Bag Limit	Licenses Sold	Number of Hunters Reporting	Percent Reporting	Estimated Hunters	Success Rate	Estimated Harvest		Satisfaction Rating	Days Hunted		
										Males	Females				
Public Draw Off-Range	Any Legal	Statewide	ORX-1-204	1-30 Jan. '23	ES	97	90	93%	92	71%	45	19	3.9	5.5	
		Statewide	ORX-1-206	1-31 Jul. '23	ES	96	92	96%	92	64%	42	17	3.7	5.2	
		Statewide	ORX-1-208	1-31 Aug. '23	ES	96	86	90%	93	71%	44	22	3.8	5.8	
		Statewide	ORX-1-210	1-30 Sep. '23	ES	95	88	93%	83	51%	27	15	3.8	7.0	
		Statewide	ORX-1-212	1-31 Oct. '23	ES	96	88	92%	88	51%	25	20	3.6	7.2	
		Statewide	ORX-1-214	1-30 Nov. '23	ES	96	90	94%	92	63%	37	20	3.6	6.2	
		Statewide	ORX-1-216	1-31 Dec. '23	ES	96	91	95%	91	50%	25	20	3.7	5.9	
		Statewide	ORX-1-218	1-31 Jan. '24	ES	96	89	93%	91	57%	28	24	3.8	5.6	
		Statewide	ORX-1-220	1-29 Feb. '24	ES	80	74	93%	76	64%	25	24	3.8	6.7	
		Statewide	ORX-1-223	1-31 Mar. '24	ES	100	96	96%	94	48%	28	17	3.5	5.9	
		Statewide	ORX-1-205	1-30 Jan. '23	ES	24	24	100%	23	78%	11	7	3.8	4.8	
		Statewide	ORX-1-207	1-31 Jul. '23	ES	24	23	96%	22	71%	8	7	4.2	4.7	
	Statewide	ORX-1-209	1-31 Aug. '23	ES	24	23	96%	24	87%	13	8	3.7	4.8		
	Statewide	ORX-1-211	1-30 Sep. '23	ES	24	24	100%	24	63%	6	9	3.5	5.2		
	Statewide	ORX-1-213	1-31 Oct. '23	ES	24	23	96%	24	61%	8	6	3.6	5.8		
	Statewide	ORX-1-215	1-30 Nov. '23	ES	24	23	96%	24	52%	8	4	3.6	7.1		
	Statewide	ORX-1-217	1-31 Dec. '23	ES	24	22	92%	24	45%	8	3	3.2	4.9		
	Statewide	ORX-1-219	1-31 Jan. '24	ES	24	23	96%	23	68%	7	8	4.1	3.7		
	Statewide	ORX-1-221	1-29 Feb. '24	ES	20	17	85%	20	41%	4	5	3.5	5.6		
	Statewide	ORX-1-224	1-31 Mar. '24	ES	24	20	83%	22	44%	4	6	2.8	4.2		
	Statewide	ORX-1-222	1-29 Feb. '24	ES	40	38	95%	34	44%	9	5	3.3	7.4		
	<b>Public Draw Off-Range Totals:</b>					<b>1224</b>	<b>1144</b>	<b>94%</b>	<b>1153</b>	<b>59%</b>	<b>412</b>	<b>267</b>	<b>3.6</b>	<b>5.7</b>	
	McGregor Range	Any Legal	McGregor Range	ORX-1-225	16-17 Dec. '23	ES	25	25	100%	25	100%	13	12	4.2	1.2
			McGregor Range	ORX-1-227	6-7 Jan. '24	ES	25	25	100%	24	67%	5	11	3.5	1.5
Youth Only		McGregor Range	ORX-1-226	16-17 Dec. '23	ES	25	22	88%	25	77%	13	7	4.7	1.5	
		McGregor Range	ORX-1-228	6-7 Jan. '24	ES	25	24	96%	25	71%	5	13	4.1	1.5	
<b>McGregor Range Totals:</b>					<b>100</b>	<b>96</b>	<b>96%</b>	<b>99</b>	<b>79%</b>	<b>36</b>	<b>42</b>	<b>4.1</b>	<b>1.4</b>		
Private Land/OTC Off-Range	Private Land	ORX-1-2000		ES	28	17	61%	28	82%	10	13	4.1	2.3		
	Private Land	ORX-1-2020		ES	31	27	87%	30	85%	17	8	4.0	2.5		
	Private Land	ORX-1-2040		ES	16	11	69%	16	82%	10	3	4.0	5.3		
	Private Land	ORX-1-2060		ES	18	14	78%	17	92%	13	3	3.9	2.6		
	Private Land	ORX-1-2080		ES	20	15	75%	20	73%	12	3	4.5	1.9		
	Private Land	ORX-1-2100		ES	18	14	78%	18	64%	9	3	3.9	3.1		
	Private Land	ORX-1-2120		ES	33	23	70%	33	65%	9	13	4.3	2.5		
	Private Land	ORX-1-2140		ES	31	22	71%	28	60%	13	4	3.6	3.6		
	Private Land	ORX-1-2160		ES	38	20	53%	38	80%	19	11	4.2	2.7		
	Private Land	ORX-1-2180		ES	41	34	83%	35	62%	13	8	3.8	2.6		
	Private Land	ORX-1-2200		ES	54	44	81%	53	67%	16	20	4.2	3.1		
	Private Land	ORX-1-2220		ES	66	29	44%	64	79%	20	30	4.4	2.5		
<b>Private, Off-Range Totals</b>					<b>394</b>	<b>270</b>	<b>71%</b>	<b>379</b>	<b>74%</b>	<b>161</b>	<b>118</b>	<b>4.1</b>	<b>2.9</b>		
Population Management	Fort Bliss	ORX-1-9000	Jun '23	ES	6	4	67%	6	75%	3	2	4.0	1.0		
	Fort Bliss	ORX-1-9001	Jul '23	ES	5	3	60%	5	67%	0	3	4.0	1.7		
	Fort Bliss	ORX-1-9002	Aug '23	ES	6	5	83%	6	100%	4	2	4.6	1.0		
	Fort Bliss	ORX-1-9003	Sep '23	ES	5	5	100%	5	100%	1	4	5.0	1.0		
	Fort Bliss	ORX-1-9007	Oct '23	ES	5	5	100%	5	100%	3	2	5.0	1.2		
	Fort Bliss	ORX-1-9008	Nov '23	ES	5	5	100%	5	100%	2	3	5.0	1.0		
	Fort Bliss	ORX-1-9009	Dec '23	ES	5	3	60%	5	100%	0	5	5.0	1.0		
	Fort Bliss	ORX-1-9017	Jan '24	ES	5	5	100%	5	60%	1	2	4.2	1.0		
	Fort Bliss	ORX-1-9018	Feb '24	ES	6	4	67%	6	100%	6	0	5.0	1.0		
	Fort Bliss	ORX-1-9019	Mar '24	ES	6	6	100%	6	83%	3	2	5.0	1.0		
	Jornada	ORX-1-9012	Oct '23	ES	7	6	86%	7	83%	4	2	5.0	1.0		
	Jornada	ORX-1-9014	Nov '23	ES	8	8	100%	8	75%	3	3	4.8	1.4		
	Jornada	ORX-1-9015	Dec '23	ES	8	8	100%	8	88%	6	1	4.5	1.4		
	Jornada	ORX-1-9016	Jan '24	ES	7	7	100%	7	86%	5	1	4.9	1.1		
	Jornada	ORX-1-9020	Feb '24	ES	8	8	100%	8	88%	3	4	5.0	1.8		
Jornada	ORX-1-9021	Mar '24	ES	8	8	100%	8	75%	2	4	4.4	1.5			
<b>Population Management Totals:</b>					<b>100</b>	<b>90</b>	<b>89%</b>	<b>100</b>	<b>86%</b>	<b>45</b>	<b>41</b>	<b>4.7</b>	<b>1.2</b>		
<b>Off-Range Totals:</b>					<b>1818</b>	<b>1600</b>	<b>87%</b>	<b>1731</b>	<b>75%</b>	<b>654</b>	<b>468</b>	<b>4.1</b>	<b>2.8</b>		

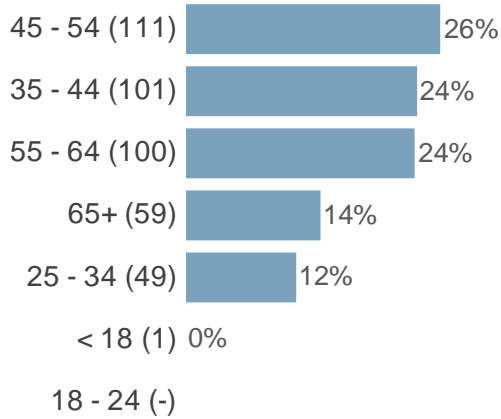
Figure: Results of 2026 thermal survey of ibex.

ID	Date	Time	Survey Area	Species	Total Count	Total Males	Mature Males	Immature Males	Females	Juveniles	Latitude	Longitude	Video ID	Notes
1	2/15/2026	5:02	Florida Mtns	ibex	4	2	2	0	2	0	32.16073	-107.64497	45919	Reacted to aircraft
2	2/15/2026	5:07	Florida Mtns	ibex	21	7	3	4	12	2	32.04897	-107.65508	50820	
3	2/15/2026	5:39	Florida Mtns	ibex	6	1	1	0	3	2	32.13070	-107.62801	53910	
4	2/15/2026	5:45	Florida Mtns	ibex	1	1	0	1	0	0	32.14967	-107.62749	54436	
5	2/15/2026	5:47	Florida Mtns	ibex	9	1	0	1	6	2	32.14457	-107.62635	54756	
6	2/15/2026	6:23	Florida Mtns	ibex	4	2	1	1	2	0	32.12653	-107.61516	62354	
7	2/15/2026	6:26	Florida Mtns	ibex	6	2	1	1	4	0	32.12569	-107.61526	62612, 62739	
8	2/15/2026	6:36	Florida Mtns	ibex	17	1	0	1	13	3	32.06498	-107.60369	63657, 63836	Joins pair of mature males
9	2/15/2026	6:36	Florida Mtns	ibex	2	2	2	0	0	0	32.06480	-107.60248	63758	
10	2/15/2026	6:53	Florida Mtns	ibex	12	2	0	2	8	2	32.06059	-107.59941	65523, 65703	
11	2/15/2026	7:18	Florida Mtns	ibex	5	0	0	0	3	2	32.12944	-107.62650	71614	Cliff slot
12	2/15/2026	7:42	Florida Mtns	ibex	14	3	2	1	9	2	32.10347	-107.62812	74222, 74637	

This report was generated on 03/16/26. Overall 428 respondents completed this questionnaire. The report has been filtered to show the responses for 'All Respondents'. A total of 428 cases fall into this category.

The following charts are restricted to the top 12 codes. Lists are restricted to the most recent 100 rows.

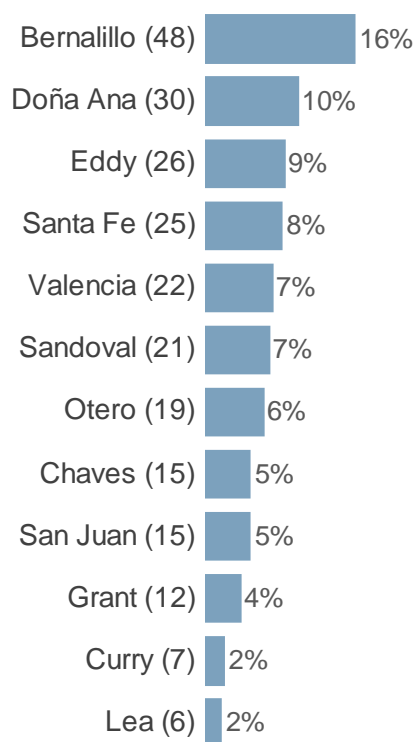
### What is your age range?



### Are you a New Mexico resident?



## If you're a New Mexico resident, in which county do you live?



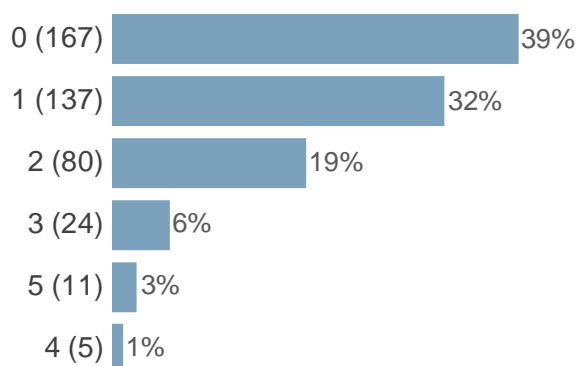
## Do you predominately describe yourself as:



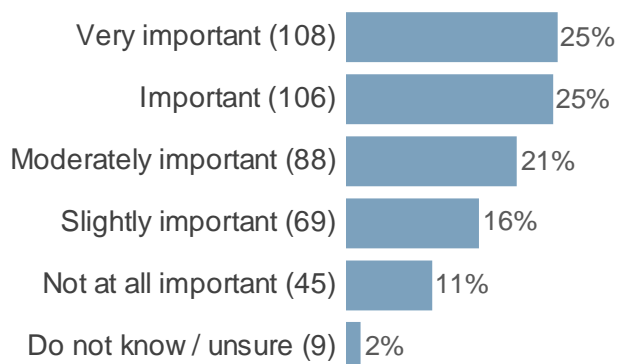
## What is your preferred weapon to hunt Babary sheep?



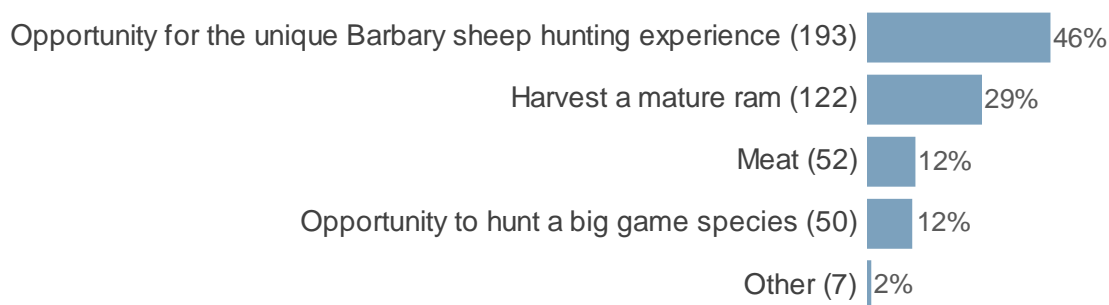
Over the last five years, how many times have you held a Barbary sheep license?



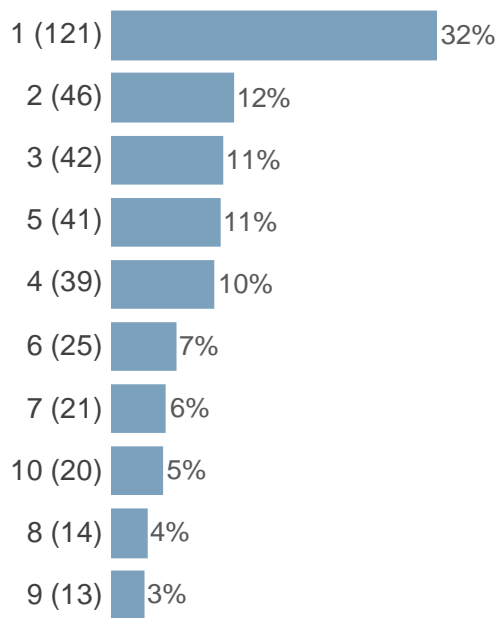
How important is it to you to hunt Barbary sheep in New Mexico every year?



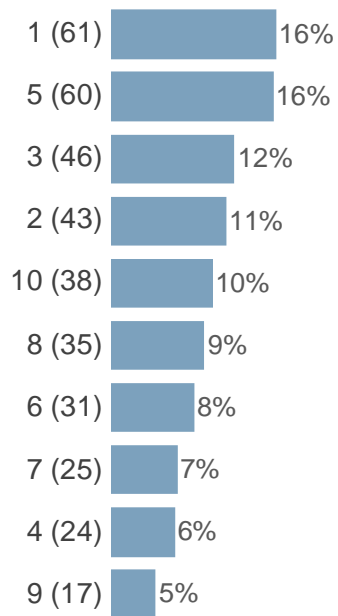
What is the most important objective for you when you hunt Barbary sheep? (What is the most important objective for you when you h...)



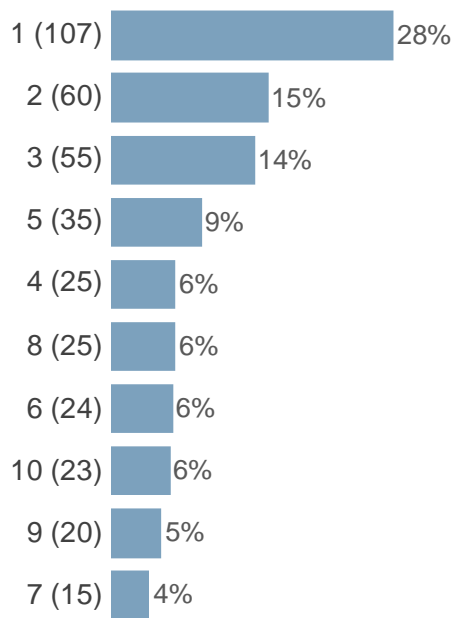
Rank the following items based on how important (1 being the most important) they are to you for a pleasurable Barbary sheep hunt in New Mexico. *(Click and drag items into the grey box)* (High Barbary sheep density)



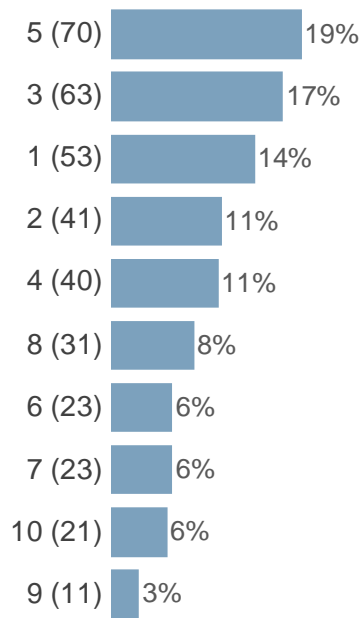
Rank the following items based on how important (1 being the most important) they are to you for a pleasurable Barbary sheep hunt in New Mexico. *(Click and drag items into the grey box)* (Successfully harvest an animal)



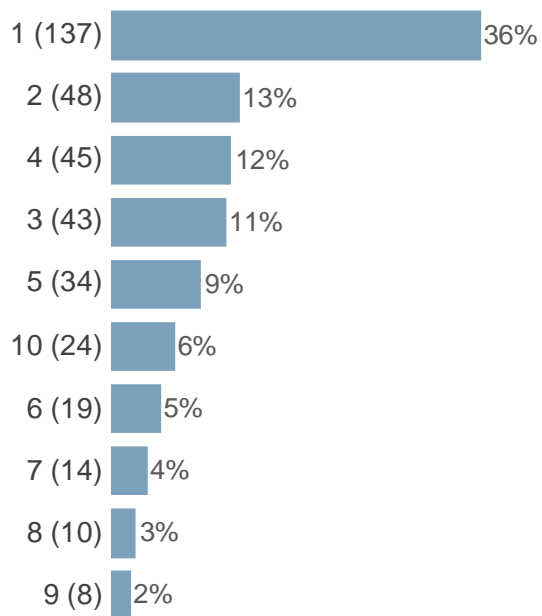
Rank the following items based on how important (1 being the most important) they are to you for a pleasurable Barbary sheep hunt in New Mexico. *(Click and drag items into the grey box)* (Presence of mature rams)



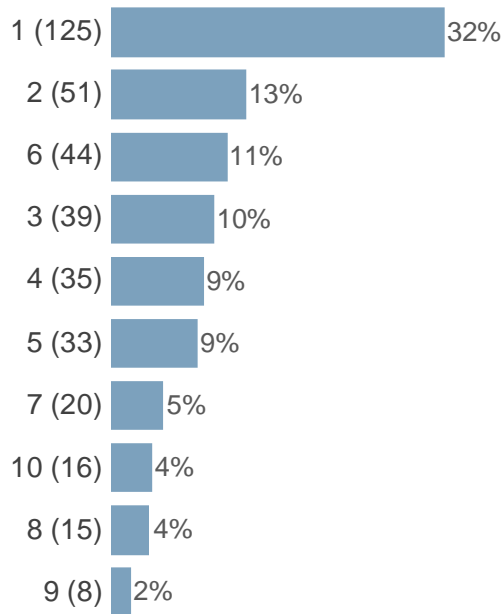
Rank the following items based on how important (1 being the most important) they are to you for a pleasurable Barbary sheep hunt in New Mexico. *(Click and drag items into the grey box)* (Low hunter density/solitude)



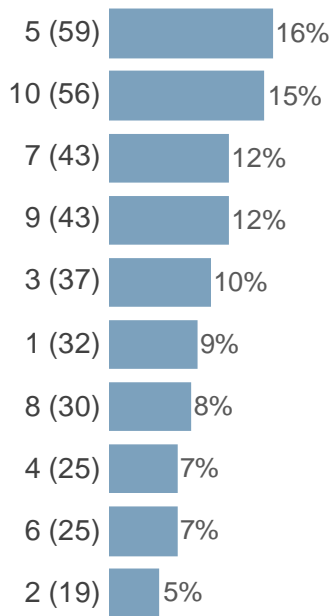
Rank the following items based on how important (1 being the most important) they are to you for a pleasurable Barbary sheep hunt in New Mexico. *(Click and drag items into the grey box)* (Access to huntable land)



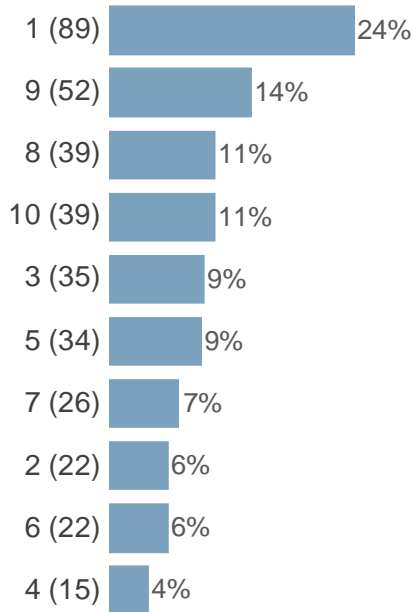
Rank the following items based on how important (1 being the most important) they are to you for a pleasurable Barbary sheep hunt in New Mexico. *(Click and drag items into the grey box)* (Opportunity for the experience of Barbary sheep hunting)



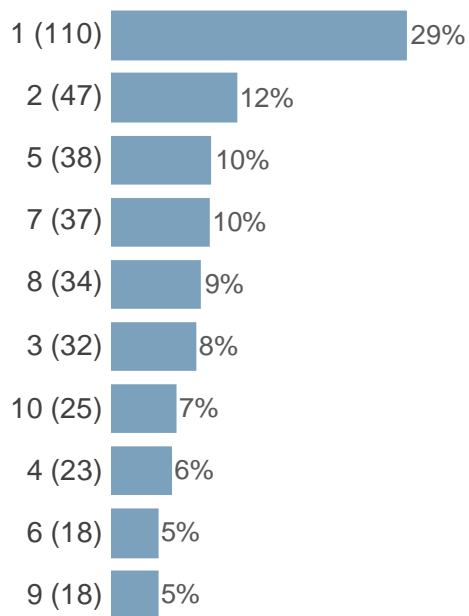
Rank the following items based on how important (1 being the most important) they are to you for a pleasurable Barbary sheep hunt in New Mexico. (Click and drag items into the grey box) (Optimal hunt timing)



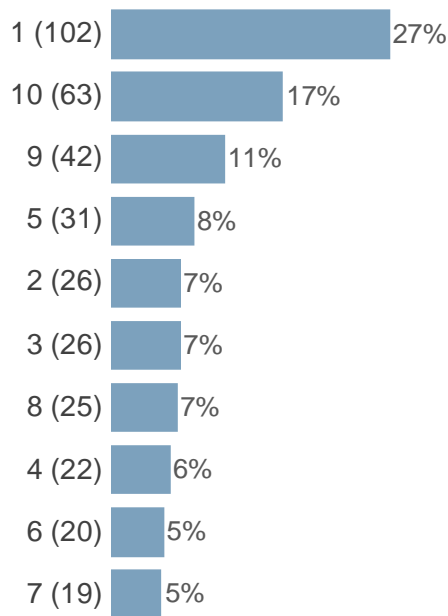
Rank the following items based on how important (1 being the most important) they are to you for a pleasurable Barbary sheep hunt in New Mexico. (Click and drag items into the grey box) (Ability to get outdoors)



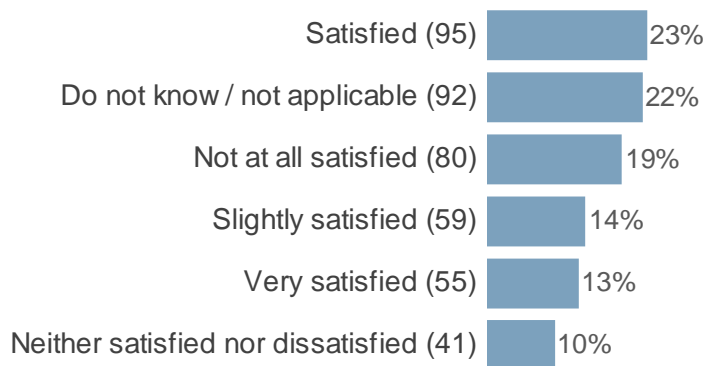
Rank the following items based on how important (1 being the most important) they are to you for a pleasurable Barbary sheep hunt in New Mexico. *(Click and drag items into the grey box)* (Opportunity to go hunting)



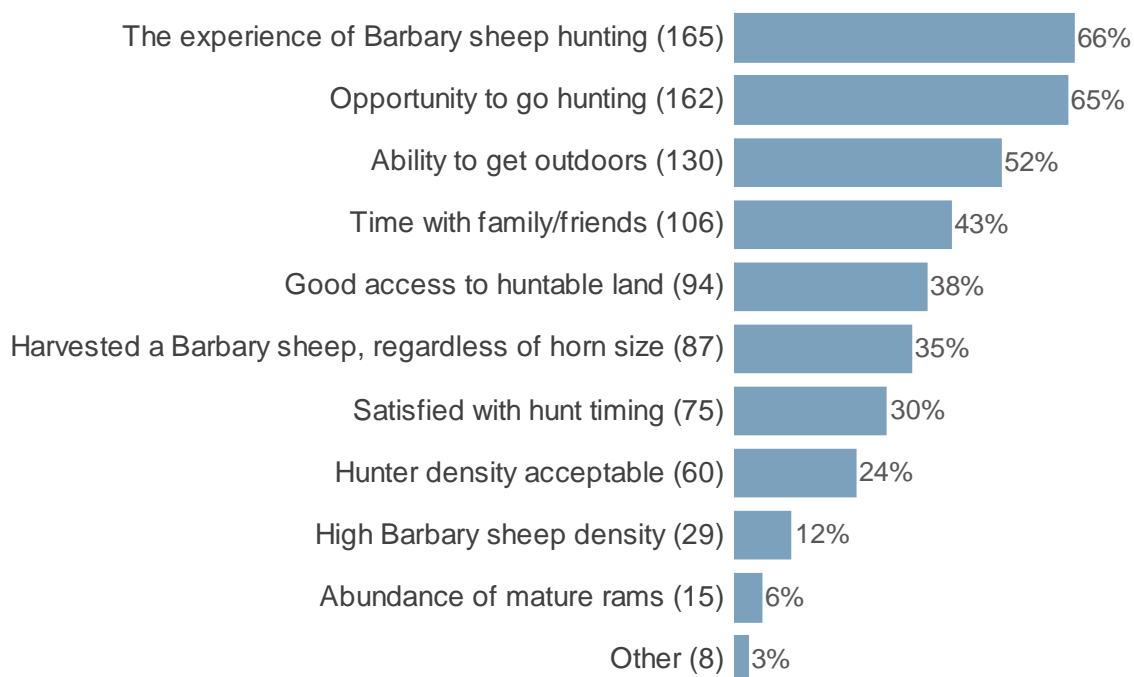
Rank the following items based on how important (1 being the most important) they are to you for a pleasurable Barbary sheep hunt in New Mexico. *(Click and drag items into the grey box)* (Opportunity to spend time with family/frineds)



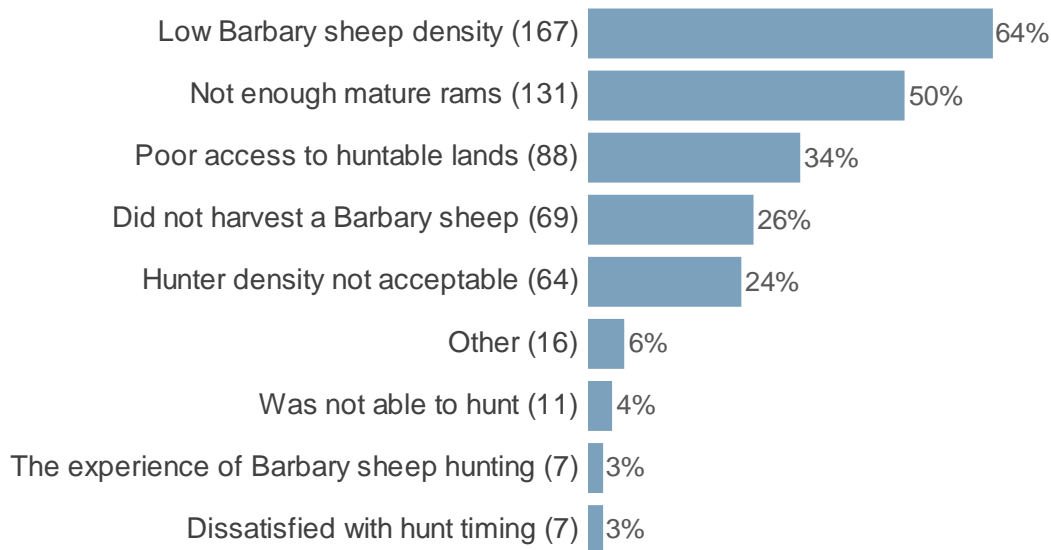
How satisfied were you with your Barbary sheep hunting experience the last time you hunted in New Mexico? (How satisfied were you with your deer hunting experienc...)



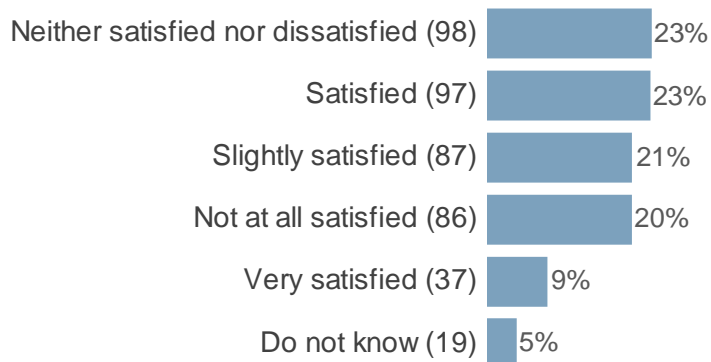
What were the reasons you were satisfied with your most recent Barbary sheep hunting experience in New Mexico? (Mark all that apply). (What were the reasons you were satisfied with your most r...)



What were the reasons you were dissatisfied with your most recent Barbary sheep hunting experience in New Mexico? (*Mark all that apply*). (What were the reasons you were dissatisfied with your mos...)



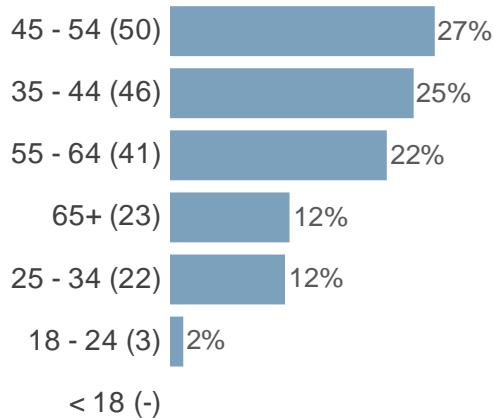
How satisfied are you with the Department's current approach of providing a variety of hunting opportunities and experiences in the state? (*Please see an explanation of the Department's approach below*).



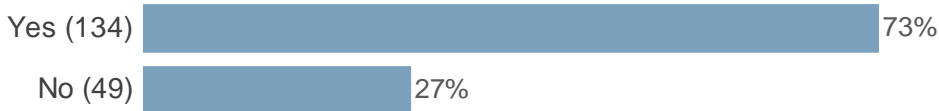
This report was generated on 03/16/26. Overall 186 respondents completed this questionnaire. The report has been filtered to show the responses for 'All Respondents'. A total of 186 cases fall into this category.

The following charts are restricted to the top 12 codes. Lists are restricted to the most recent 100 rows.

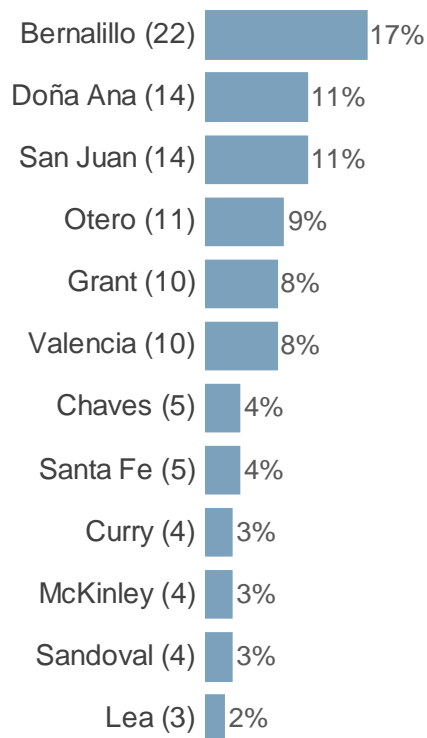
### What is your age range?



### Are you a New Mexico resident?



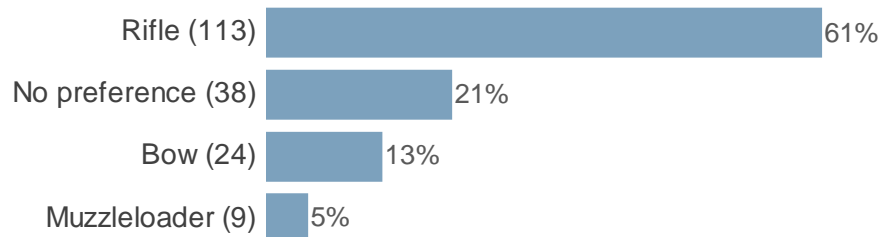
## If you're a New Mexico resident, in which county do you live?



## Do you predominately describe yourself as:



## What is your preferred weapon to hunt ibex?



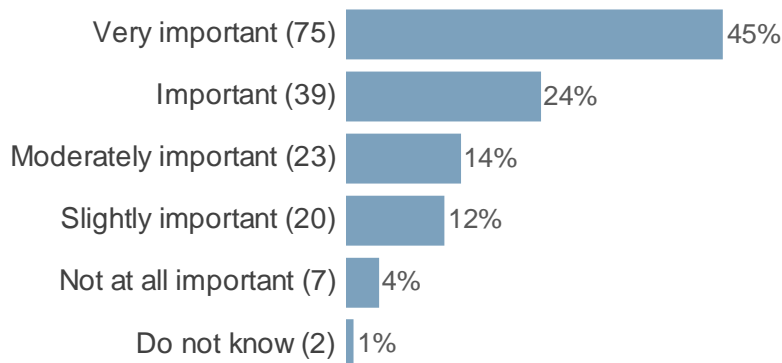
Have you held a Once-In-A-Lifetime (OIL) license for ibex?



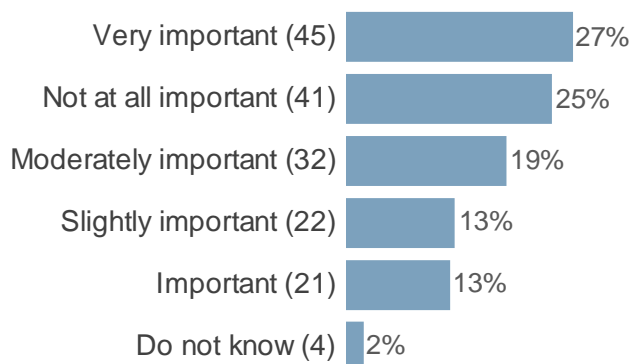
How many years ago did you hold a OIL ibex license?

Count	Sum	Mean	Standard Deviation	Minimum	Maximum	Range
15	197	13.13	11.89	1	40	39

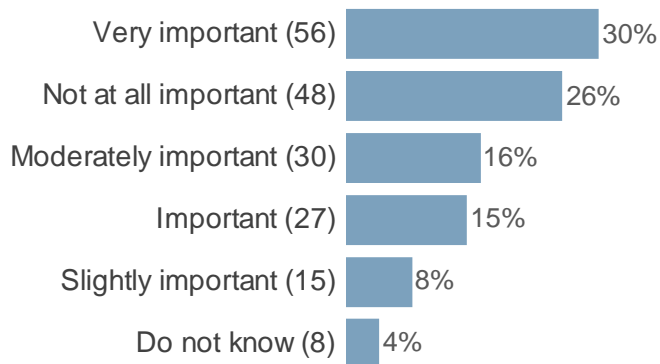
How important is it to you to draw an OIL license for ibex?



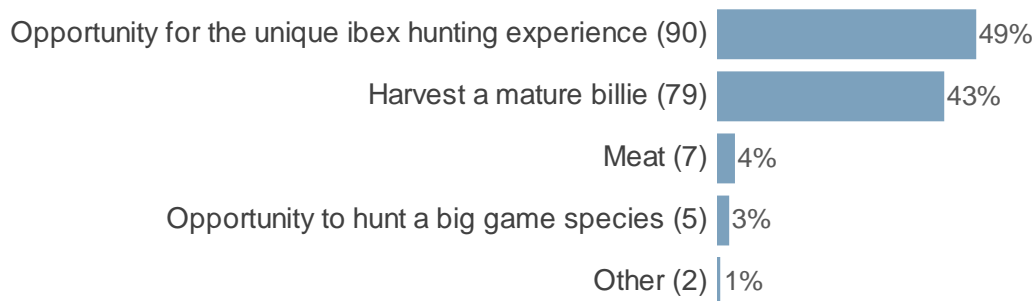
How important is it to you to have the opportunity to hunt ibex in New Mexico with a bow or muzzleloader?



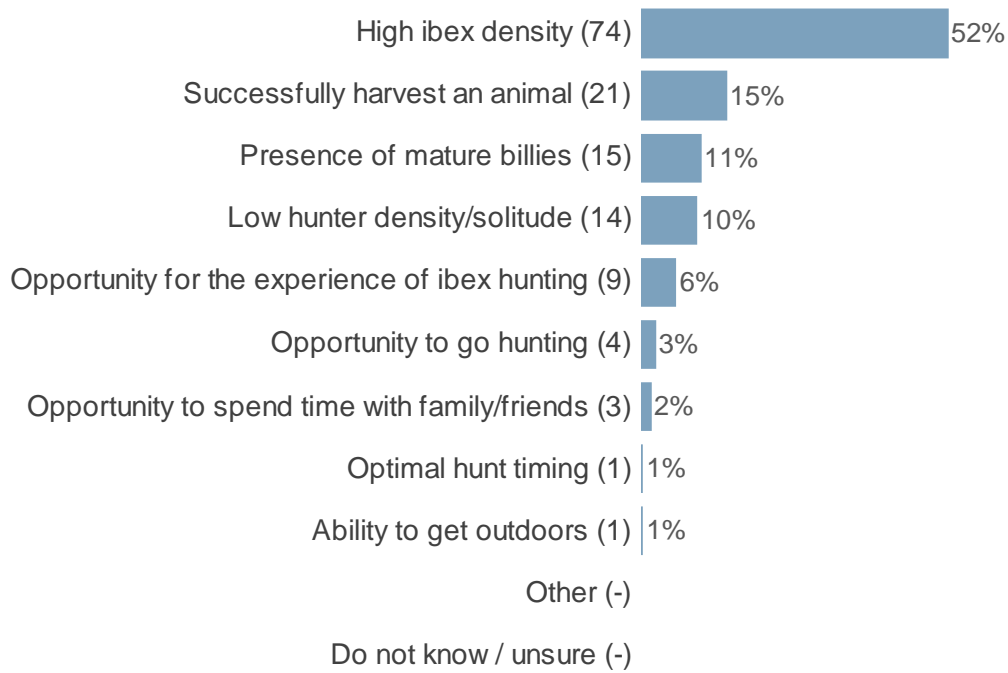
How important is it to you that the Department offers OIL ibex hunts while still offering bow and muzzleloader ibex hunts that are **not** OIL?



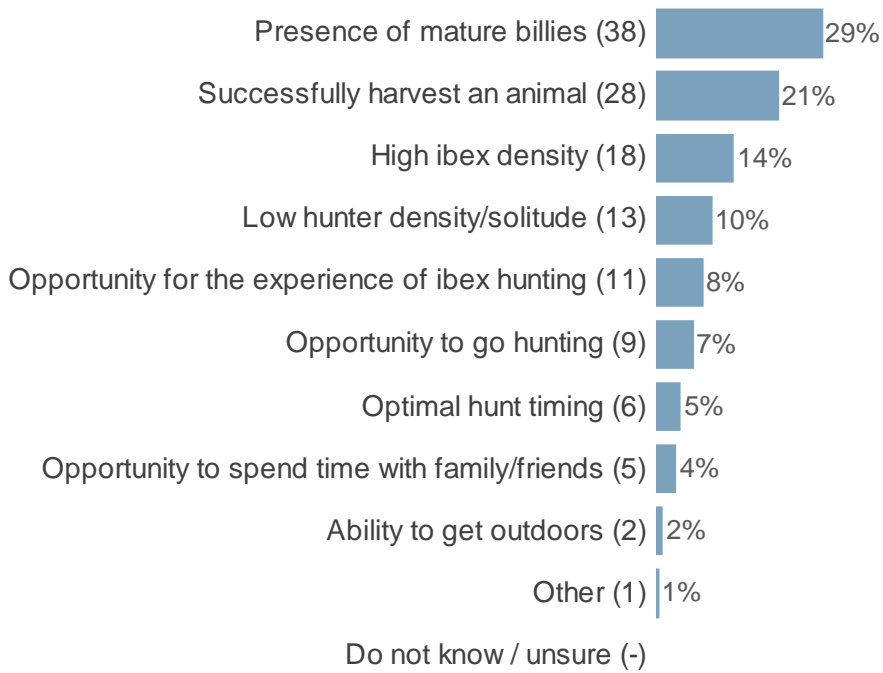
What is the most important objective for you when you hunt ibex? (What is the most important objective for you when you h...)



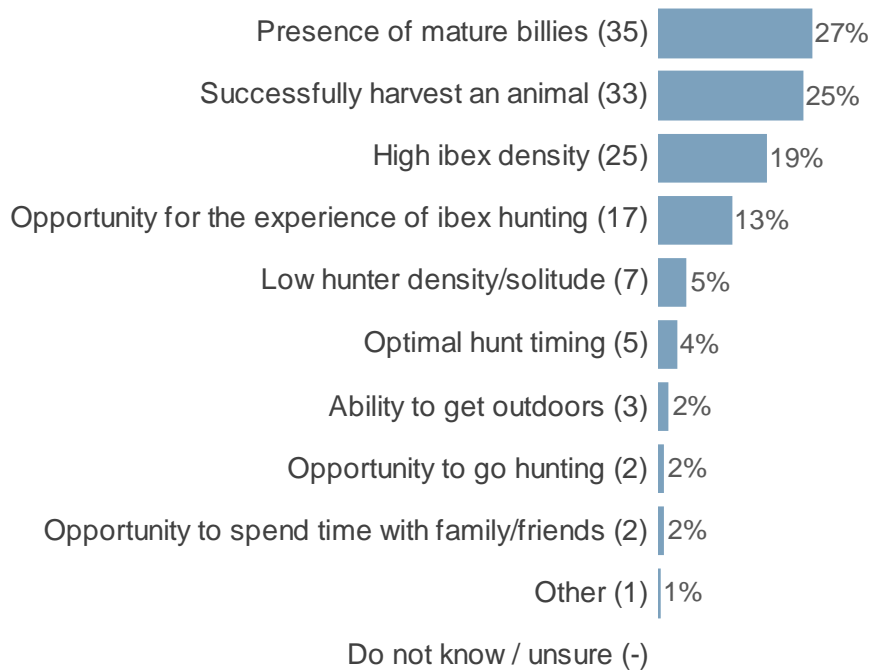
Rank the following items based on how important (1 being the most important) they are to you for a pleasurable ibex hunt in Nex Mexico. *(Click and drag into the grey box).*  
(High ibex density)



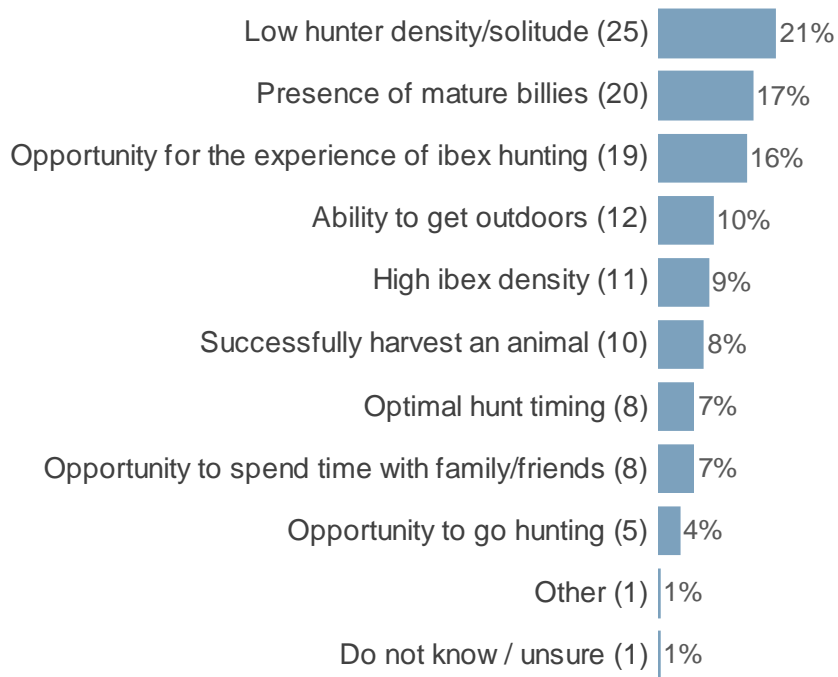
Rank the following items based on how important (1 being the most important) they are to you for a pleasurable ibex hunt in Nex Mexico. *(Click and drag into the grey box).*  
(Successfully harvest an animal)



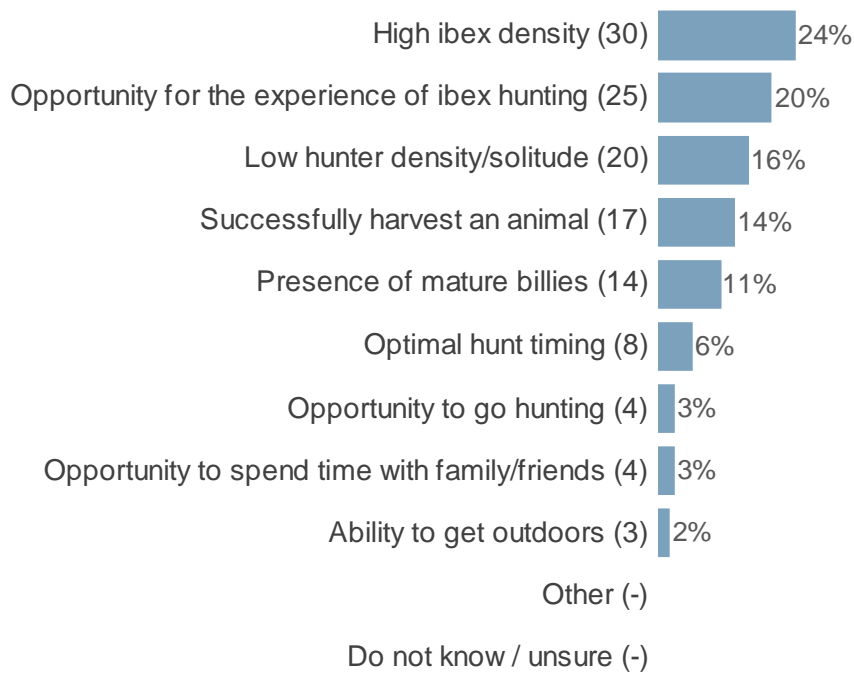
Rank the following items based on how important (1 being the most important) they are to you for a pleasurable ibex hunt in Nex Mexico. *(Click and drag into the grey box).*  
(Presence of mature billies)



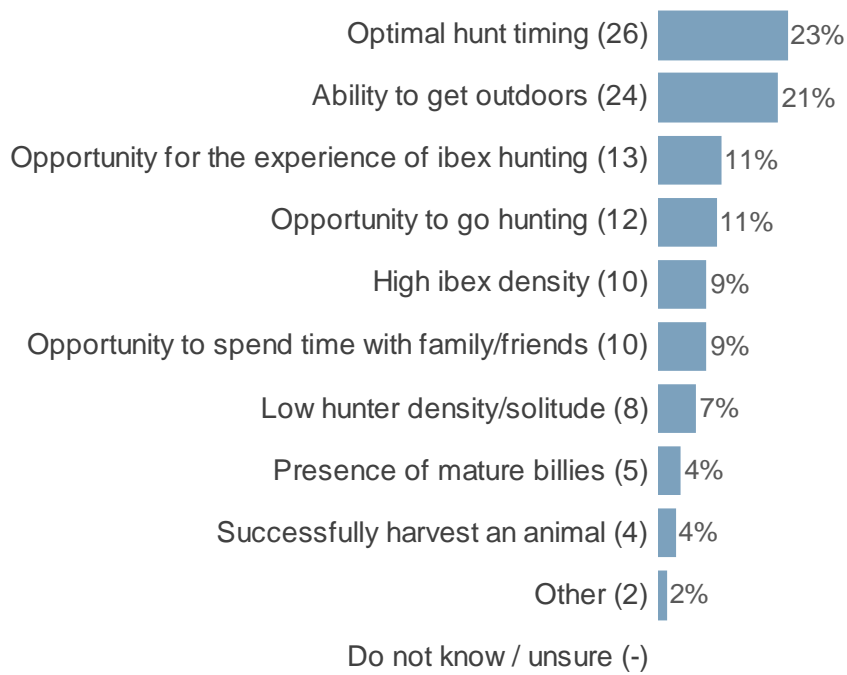
Rank the following items based on how important (1 being the most important) they are to you for a pleasurable ibex hunt in Nex Mexico. *(Click and drag into the grey box).* (Low hunter density/solitude)



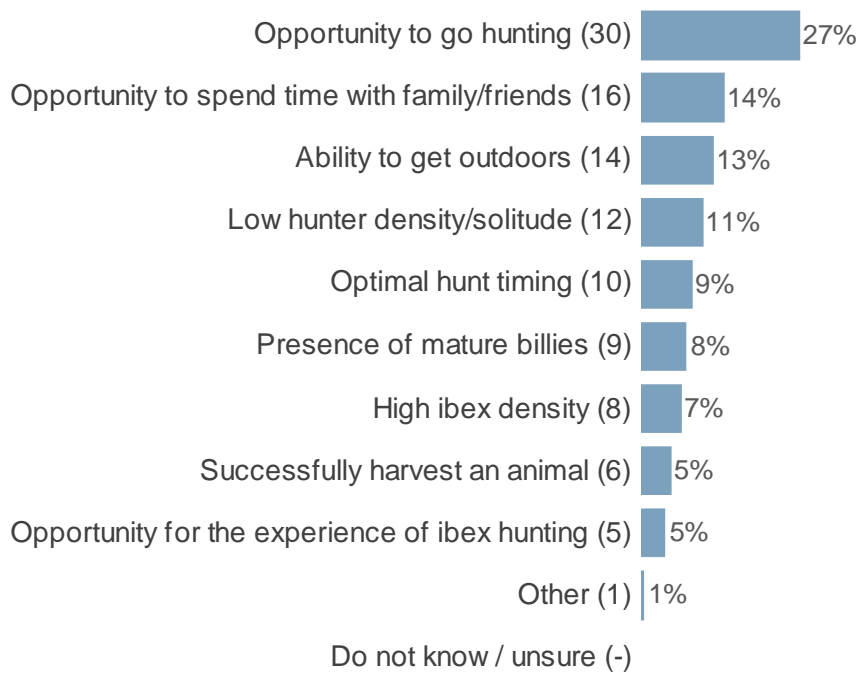
Rank the following items based on how important (1 being the most important) they are to you for a pleasurable ibex hunt in Nex Mexico. *(Click and drag into the grey box).*  
(Opportunity for the experience of ibex hunting)



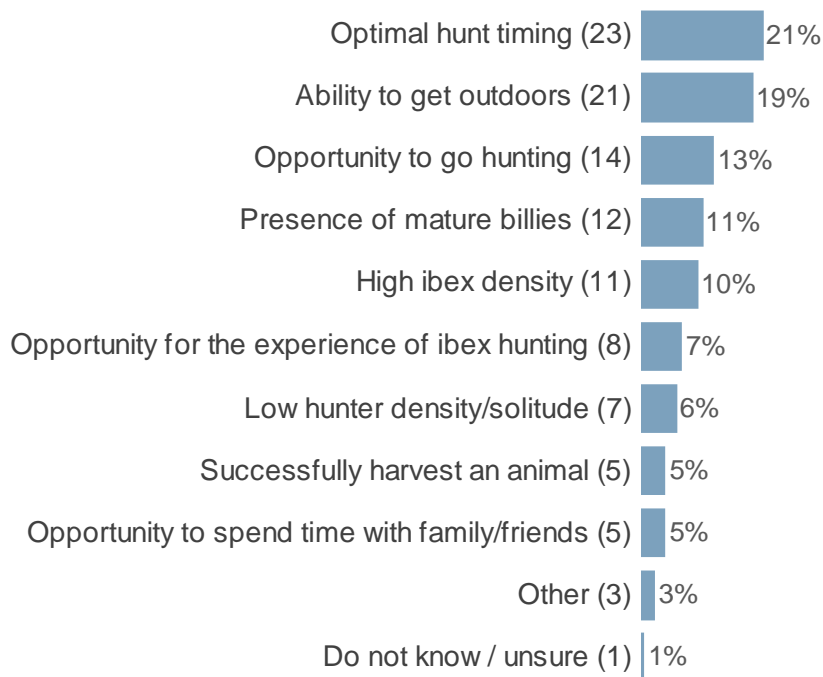
Rank the following items based on how important (1 being the most important) they are to you for a pleasurable ibex hunt in Nex Mexico. (Click and drag into the grey box).  
(Optimal hunt timing)



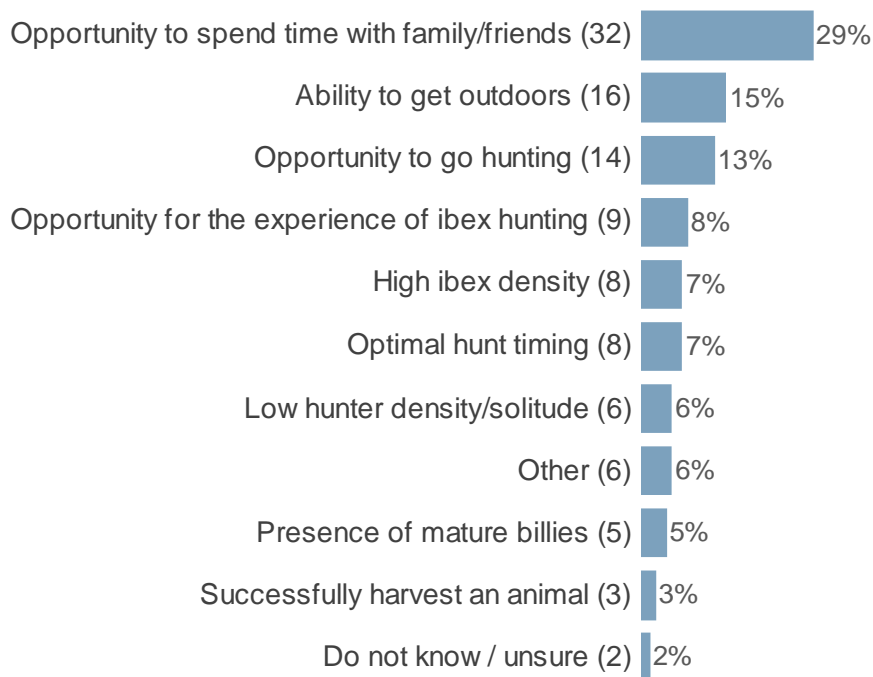
Rank the following items based on how important (1 being the most important) they are to you for a pleasurable ibex hunt in Nex Mexico. *(Click and drag into the grey box).*  
(Ability to get outdoors)



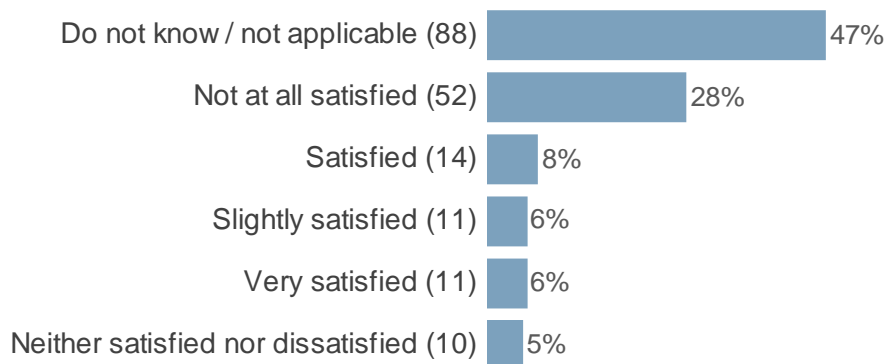
Rank the following items based on how important (1 being the most important) they are to you for a pleasurable ibex hunt in Nex Mexico. *(Click and drag into the grey box).*  
(Opportunity to go hunting)



Rank the following items based on how important (1 being the most important) they are to you for a pleasurable ibex hunt in Nex Mexico. *(Click and drag into the grey box).*  
 (Opportunity to spend time with family/friends)

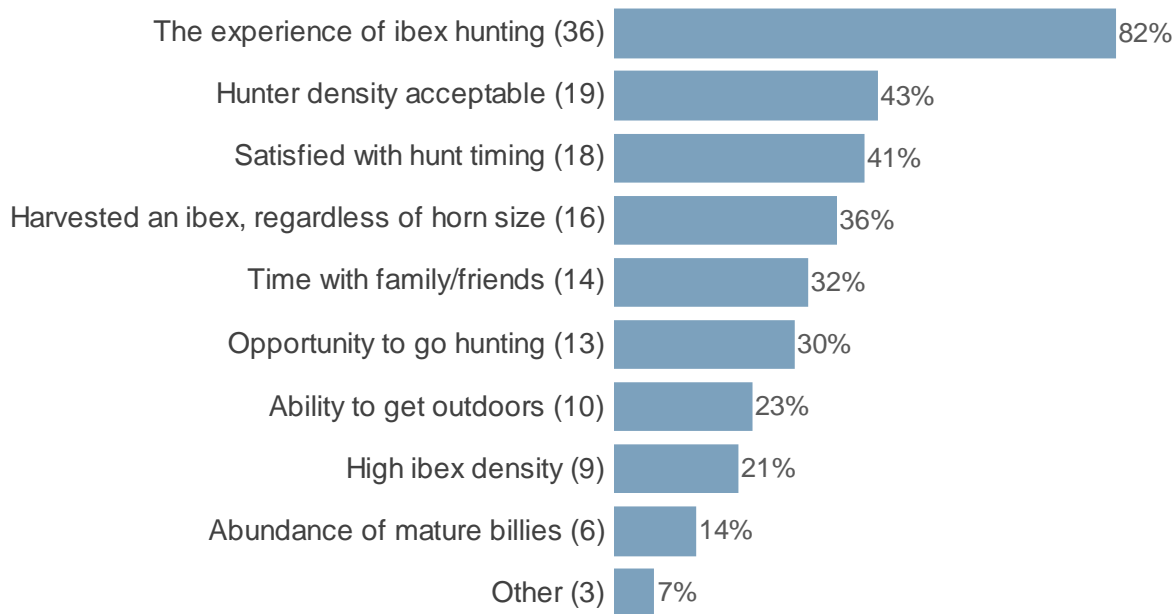


How satisfied were you with your ibex hunting experience the last time you hunted in New Mexico? (How satisfied were you with your deer hunting experienc...)



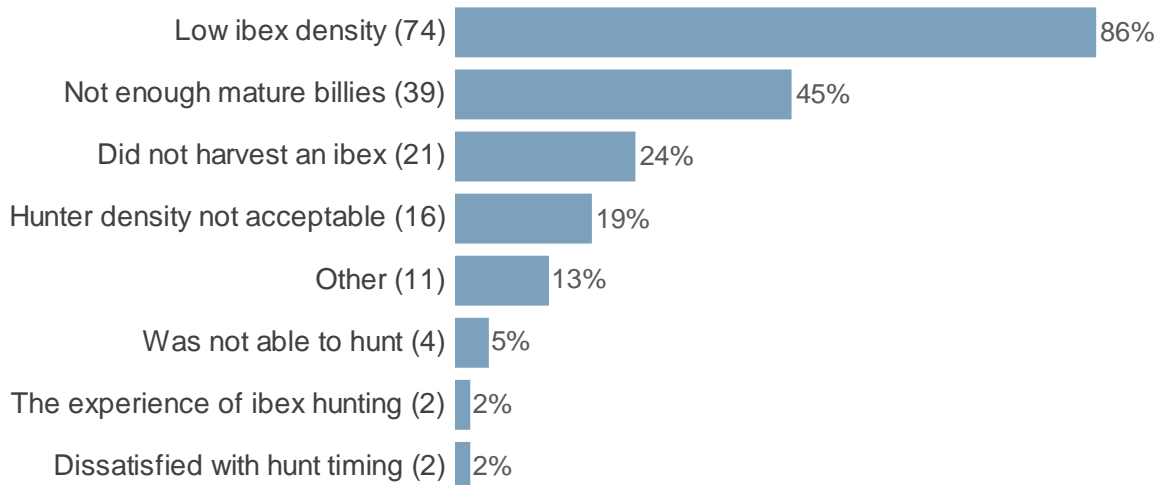
What were the reasons you were satisfied with your most recent ibex hunting experience in New Mexico?

*(Mark all that apply). (What were the reasons you were satisfied with your most r...)*



What were the reasons you were dissatisfied with your most recent ibex hunting experience in New Mexico?

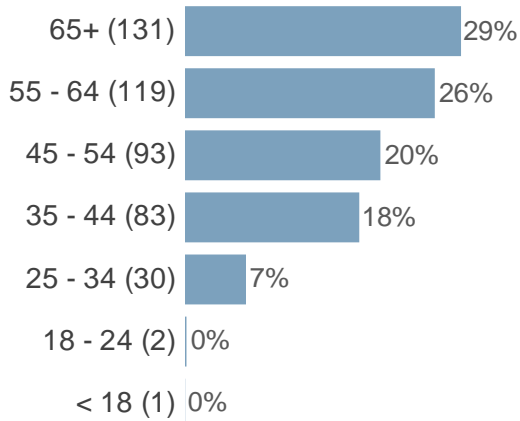
*(Mark all that apply). (What were the reasons you were dissatisfied with your mos...)*



This report was generated on 03/16/26. Overall 461 respondents completed this questionnaire. The report has been filtered to show the responses for 'All Respondents'. A total of 461 cases fall into this category.

The following charts are restricted to the top 12 codes. Lists are restricted to the most recent 100 rows.

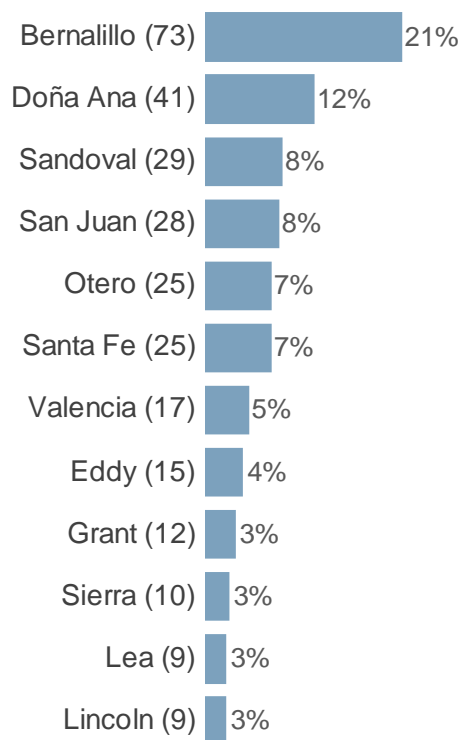
### What is your age range?




### Are you a New Mexico resident?



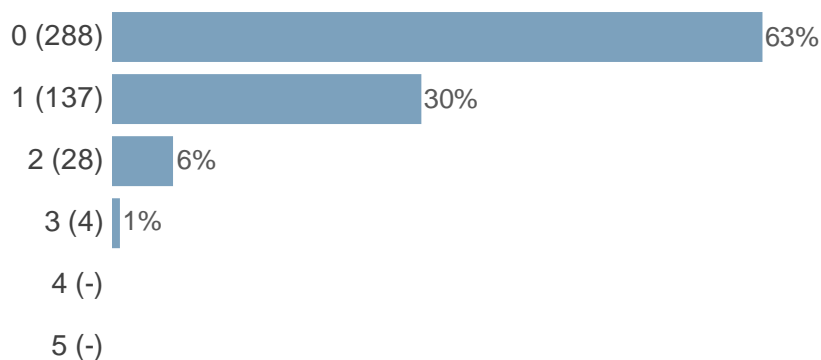
## If you're a New Mexico resident, in which county do you live?



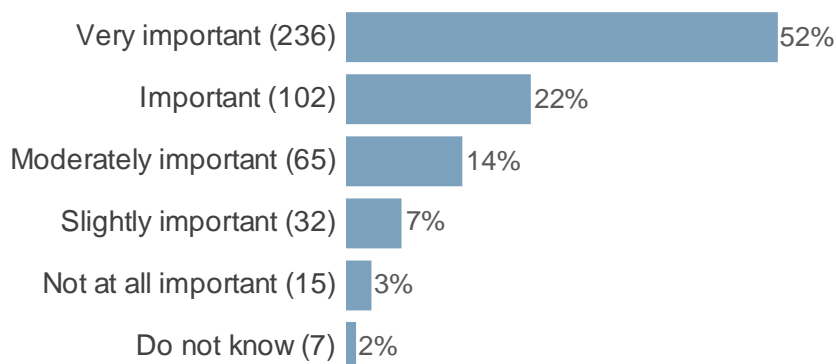
## Do you predominately describe yourself as:



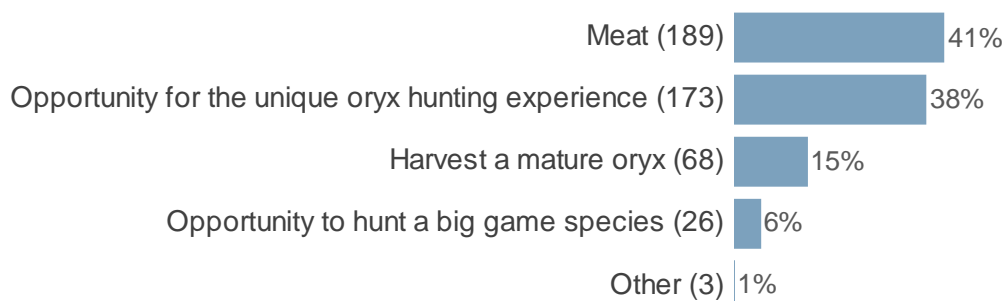
Over the last five years, how many times have you held an oryx license?



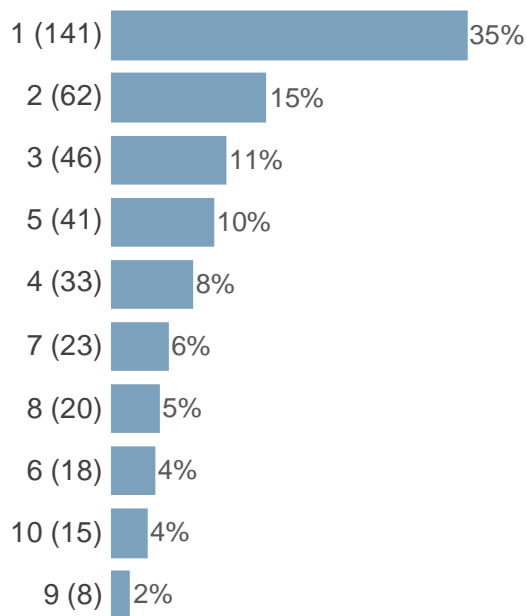
How important is it to you to hunt oryx in New Mexico at least once every three years?



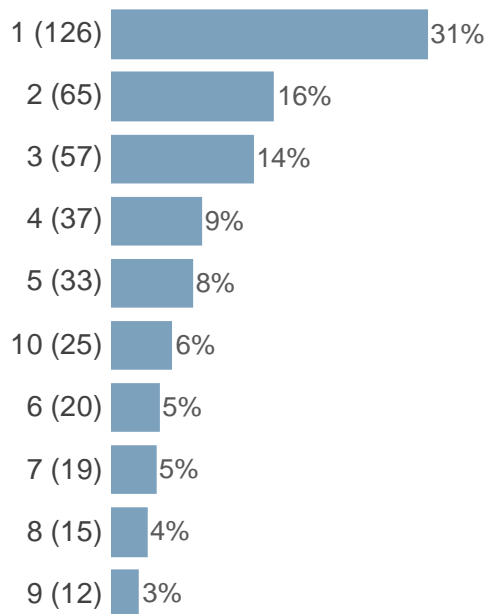
What is the most important objective for you when you hunt oryx in New Mexico?  
(What is the most important objective for you when you h...)



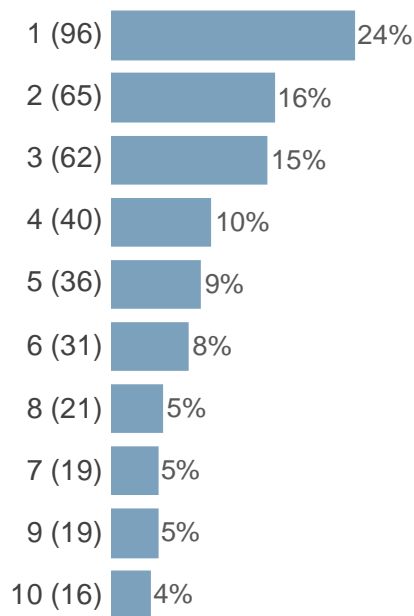
Rank the following items based on how important (1 being the most important) they are to you for a pleasurable oryx hunt in New Mexico. *(Click and drag items into the grey box)*  
(High oryx density)



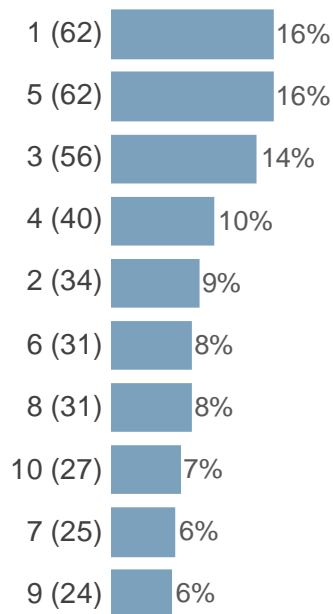
Rank the following items based on how important (1 being the most important) they are to you for a pleasurable oryx hunt in New Mexico. *(Click and drag items into the grey box)*  
(Successfully harvest an animal)



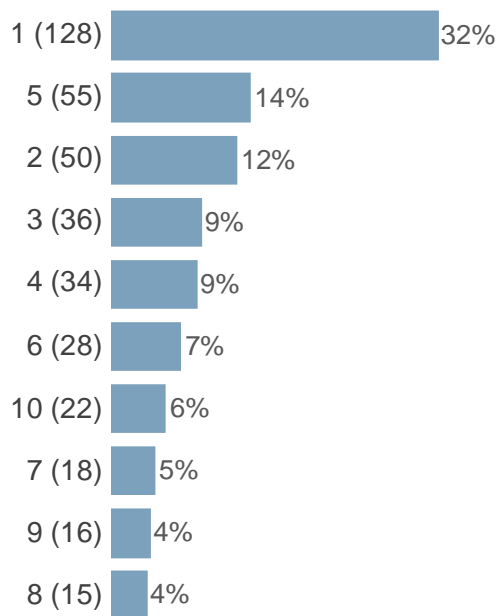
Rank the following items based on how important (1 being the most important) they are to you for a pleasurable oryx hunt in New Mexico. *(Click and drag items into the grey box)*  
(Presence of mature oryx)



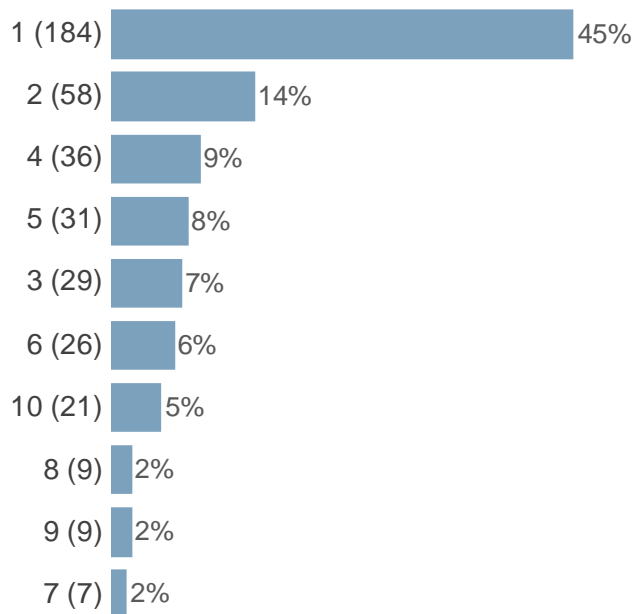
Rank the following items based on how important (1 being the most important) they are to you for a pleasurable oryx hunt in New Mexico. *(Click and drag items into the grey box)*  
(Low hunter density/solitude)



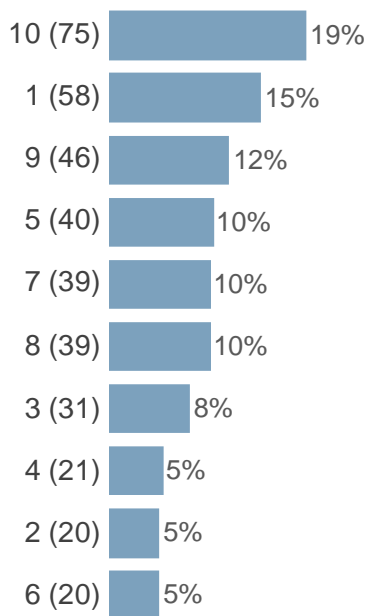
Rank the following items based on how important (1 being the most important) they are to you for a pleasurable oryx hunt in New Mexico. *(Click and drag items into the grey box)*  
(Access to huntable land)



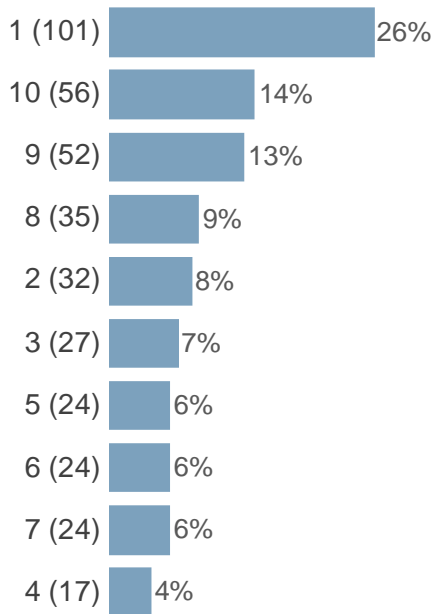
Rank the following items based on how important (1 being the most important) they are to you for a pleasurable oryx hunt in New Mexico. *(Click and drag items into the grey box)*  
(Opportunity for the experience of oryx hunting)



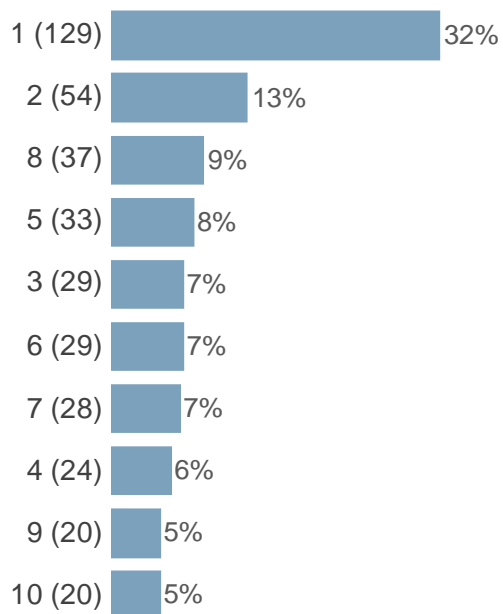
Rank the following items based on how important (1 being the most important) they are to you for a pleasurable oryx hunt in New Mexico. *(Click and drag items into the grey box)*  
(Optimal hunt timing)



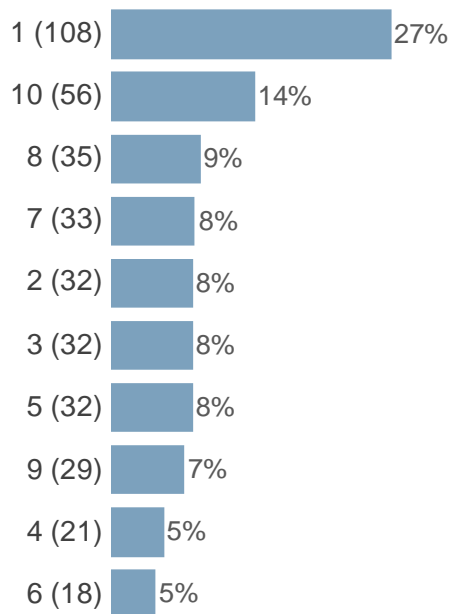
Rank the following items based on how important (1 being the most important) they are to you for a pleasurable oryx hunt in New Mexico. *(Click and drag items into the grey box)*  
(Ability to get outdoors)



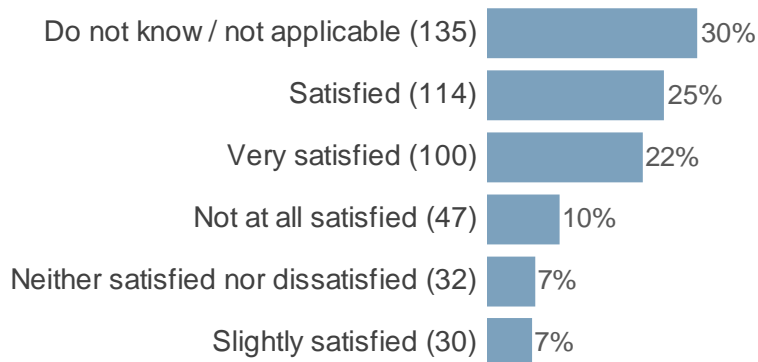
Rank the following items based on how important (1 being the most important) they are to you for a pleasurable oryx hunt in New Mexico. *(Click and drag items into the grey box)*  
(Opportunity to go hunting)



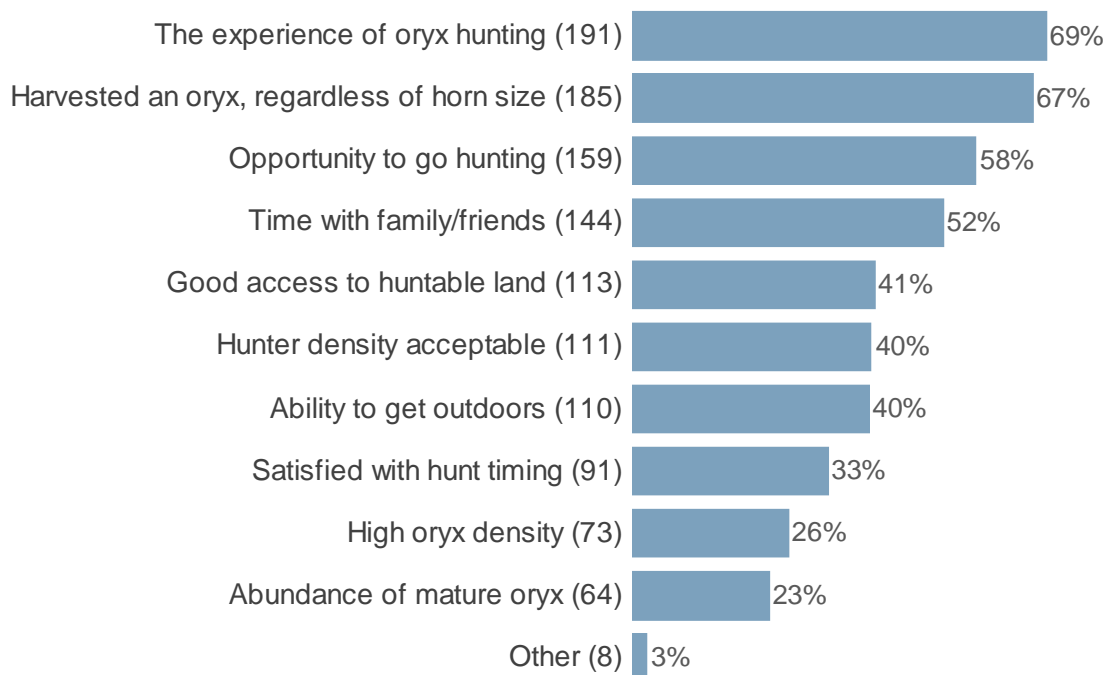
Rank the following items based on how important (1 being the most important) they are to you for a pleasurable oryx hunt in New Mexico. *(Click and drag items into the grey box)*  
(Opportunity to spend time with family/frineds)



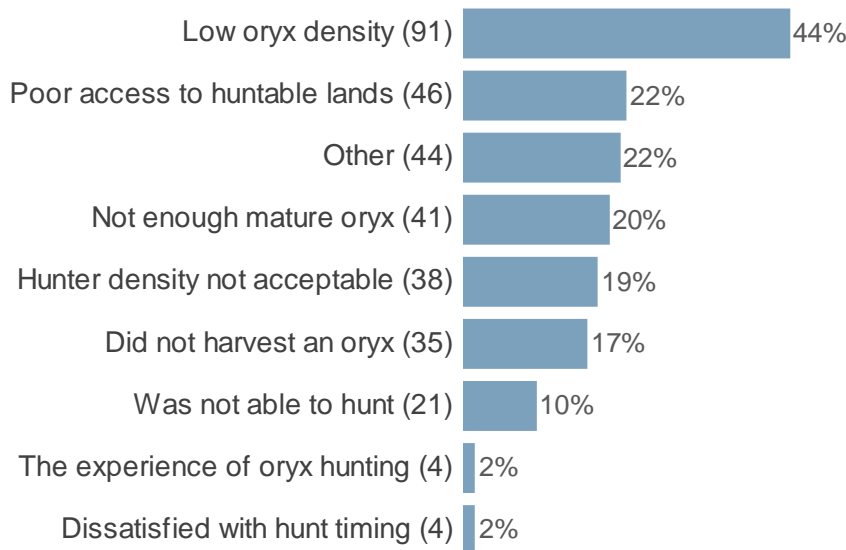
How satisfied were you with your oryx hunting experience the last time you hunted in New Mexico? (How satisfied were you with your deer hunting experienc...)



What were the reasons you were satisfied with your most recent oryx hunting experience in New Mexico?  
(Mark all that apply). (What were the reasons you were satisfied with your most r...)



What were the reasons you were dissatisfied with your most recent oryx hunting experience in New Mexico? (Mark all that apply). (What were the reasons you were dissatisfied with your mos...)



How satisfied are you with the Department's current approach for managing oryx hunting, using a combination of on-range and off-range hunt tags? (Please see an explanation of the Department's current management approach below).

