

Financial Review 2020

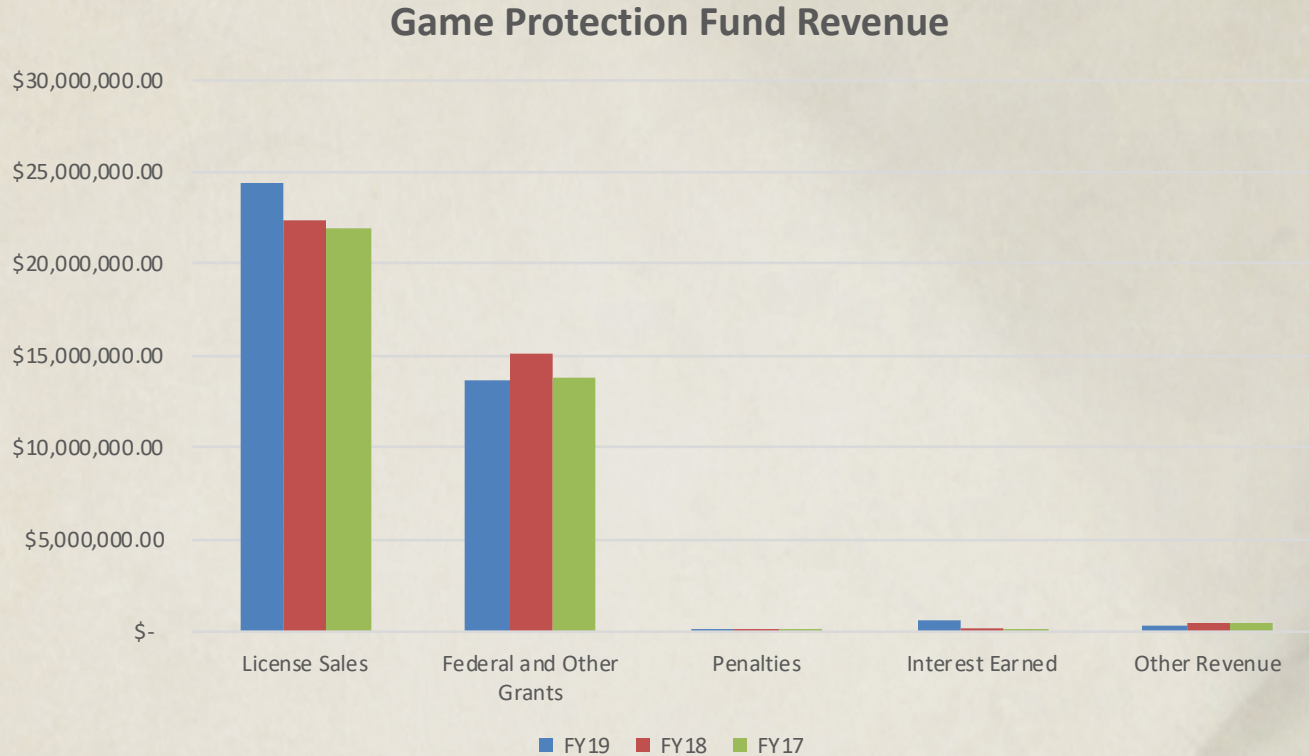


Fund Descriptions

- Game Protection Fund (19800)
- Habitat Management Fund (49400)
- Big Game Enhancement Fund (77200)
- Big Game Depredation Fund (54900)
- Trail Safety Fund (108400)
- Sikes Act Fund (09700)
- Share with Wildlife Fund (30700)
- Bond Interest and Retirement Fund (42800)
- Capital Outlay Fund (88700)

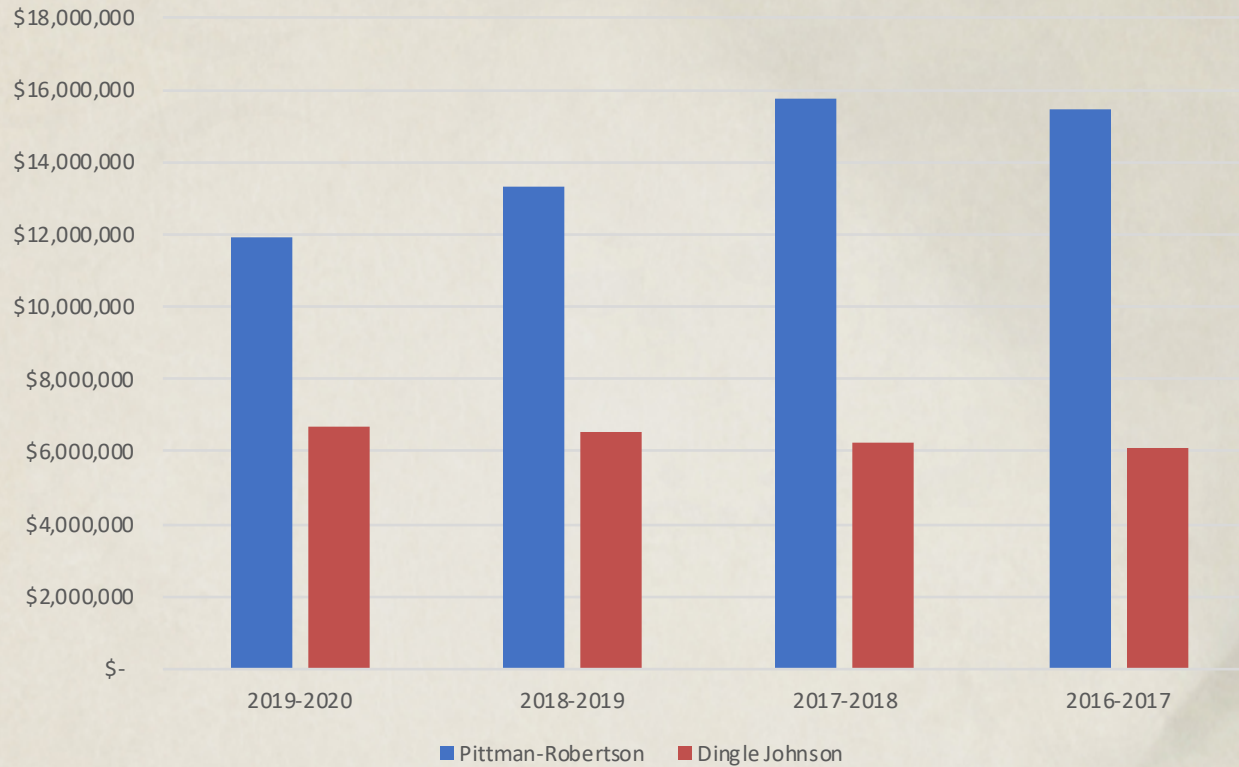


Game Protection Fund Revenue

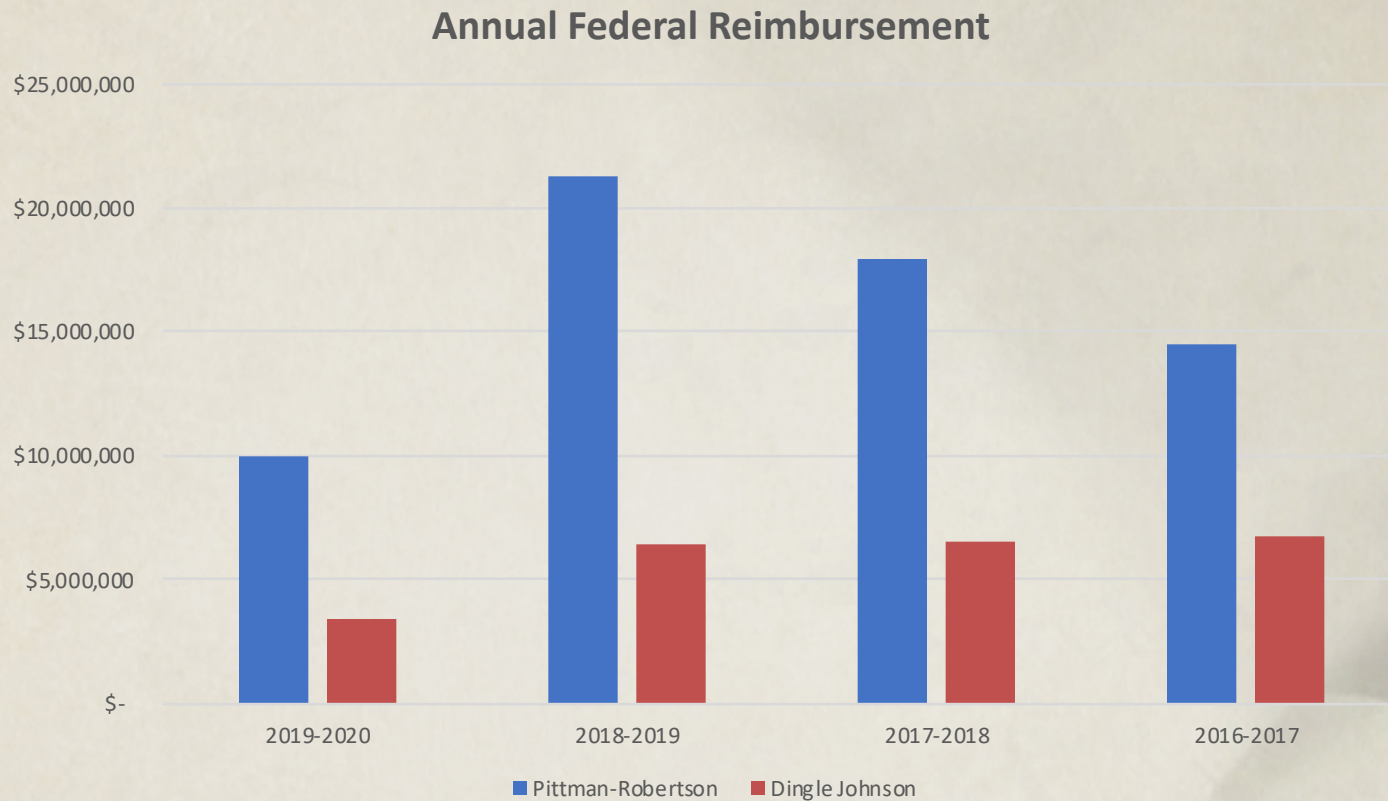


Annual Federal Apportionment

Annual Federal Apportionment

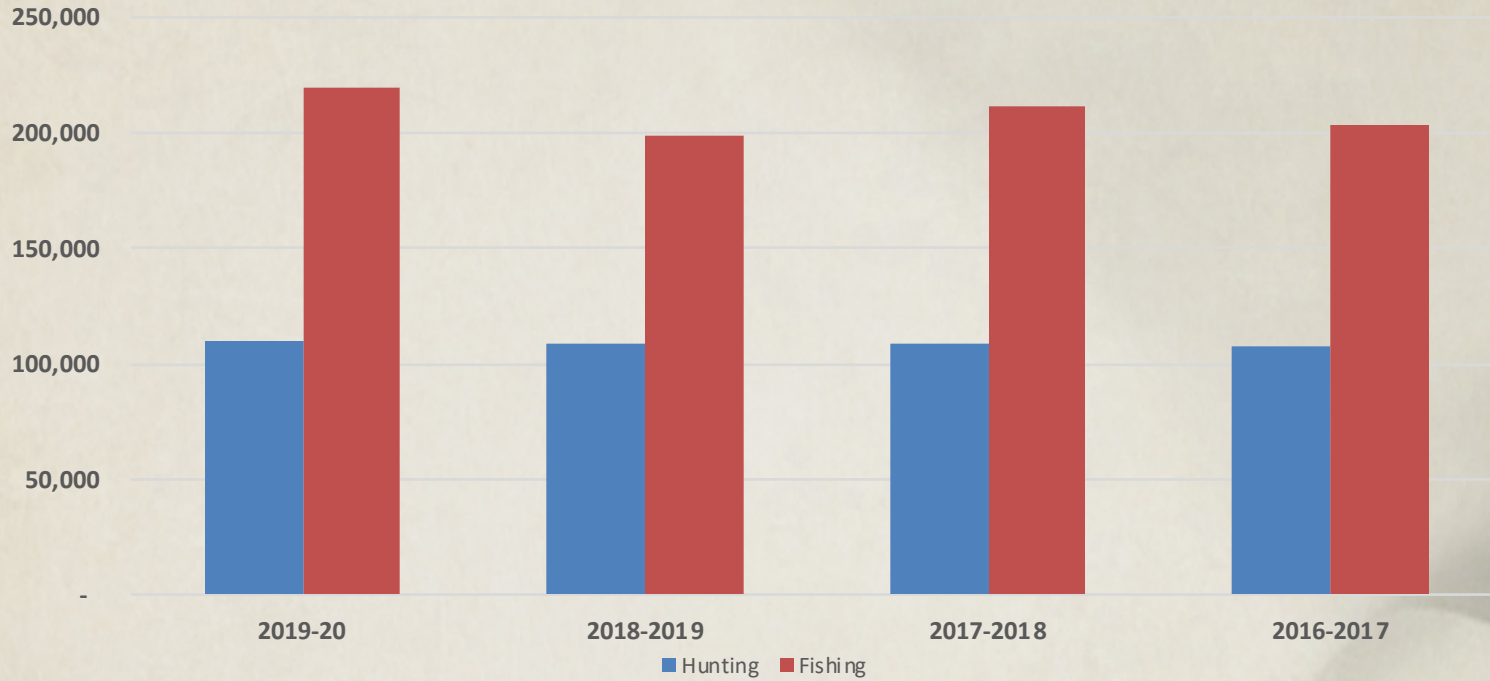


Annual Federal Reimbursement



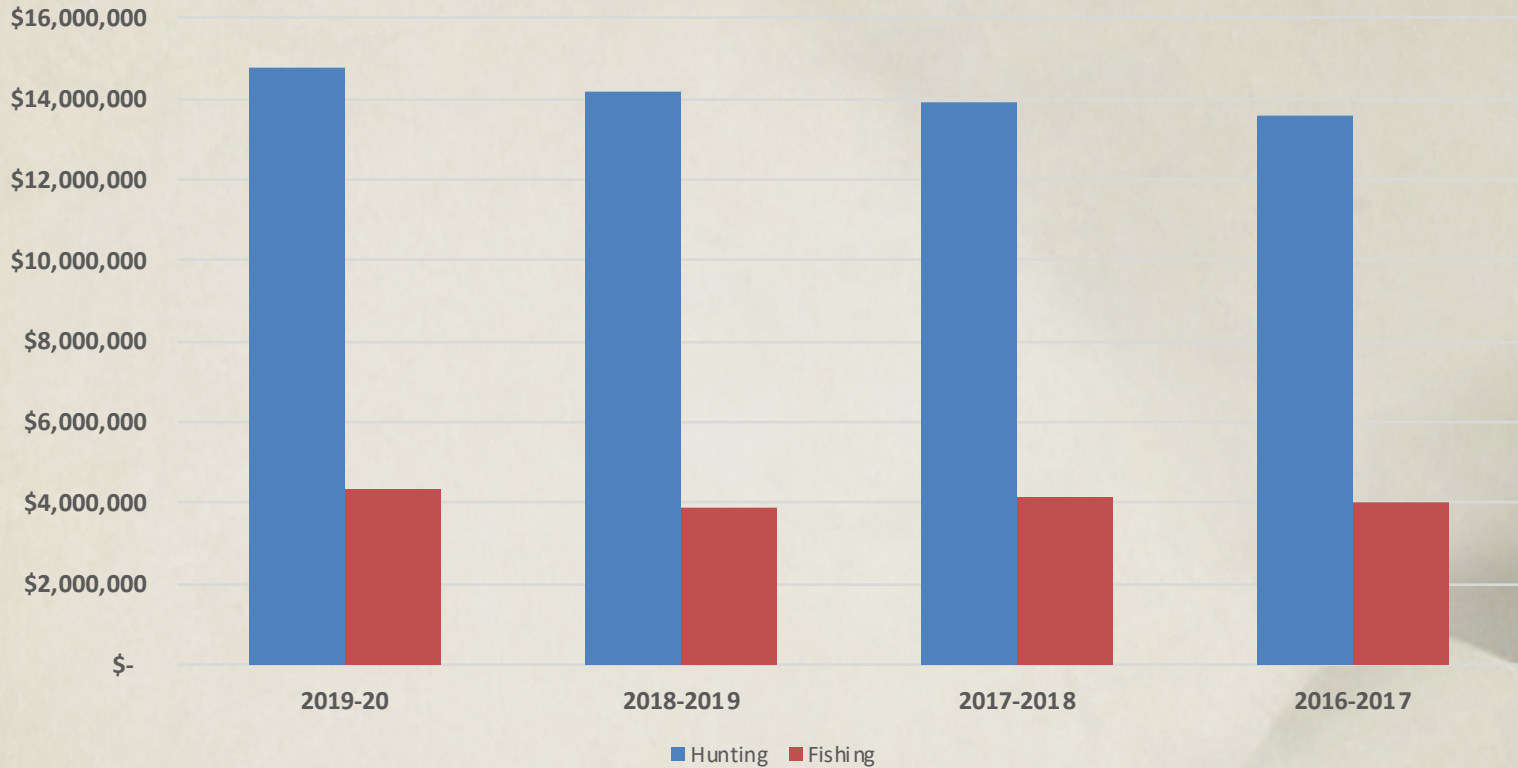
License Sales

License Sales



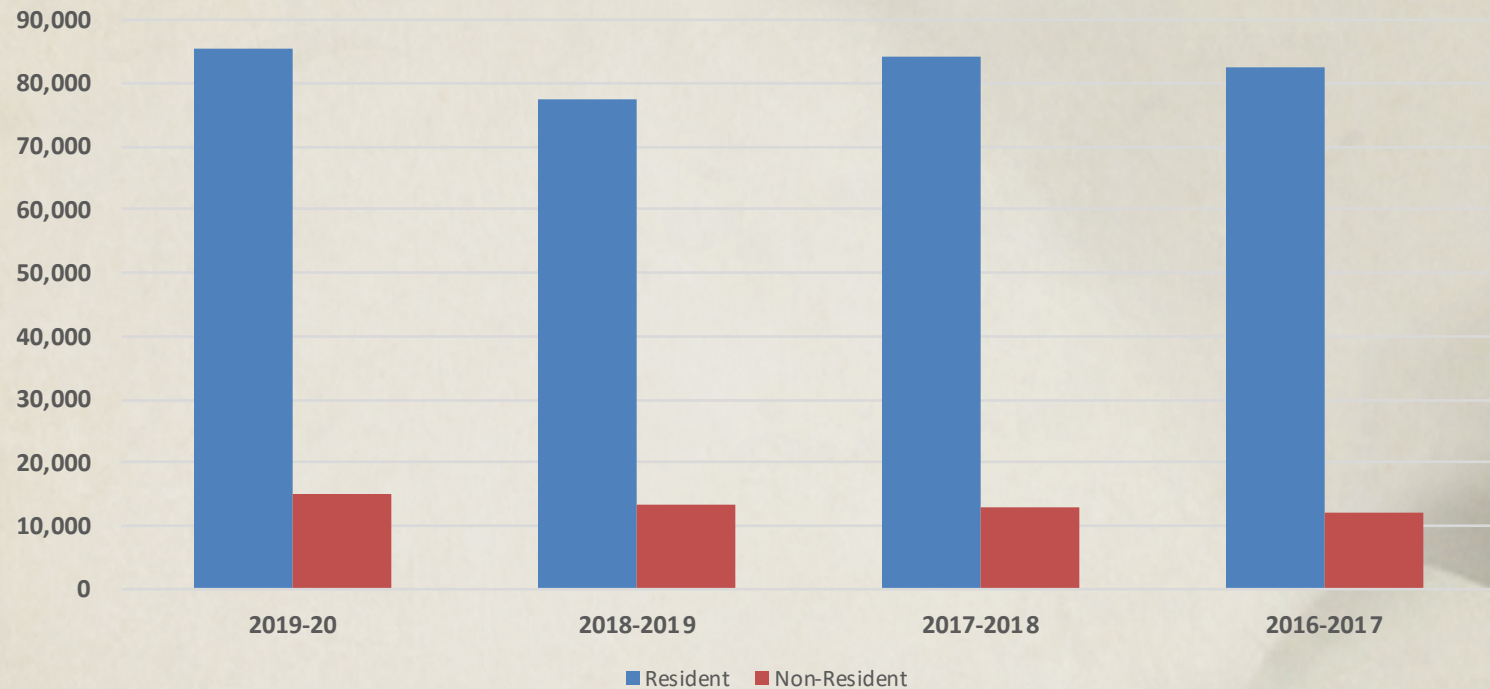
License Revenue

Annual License Revenue



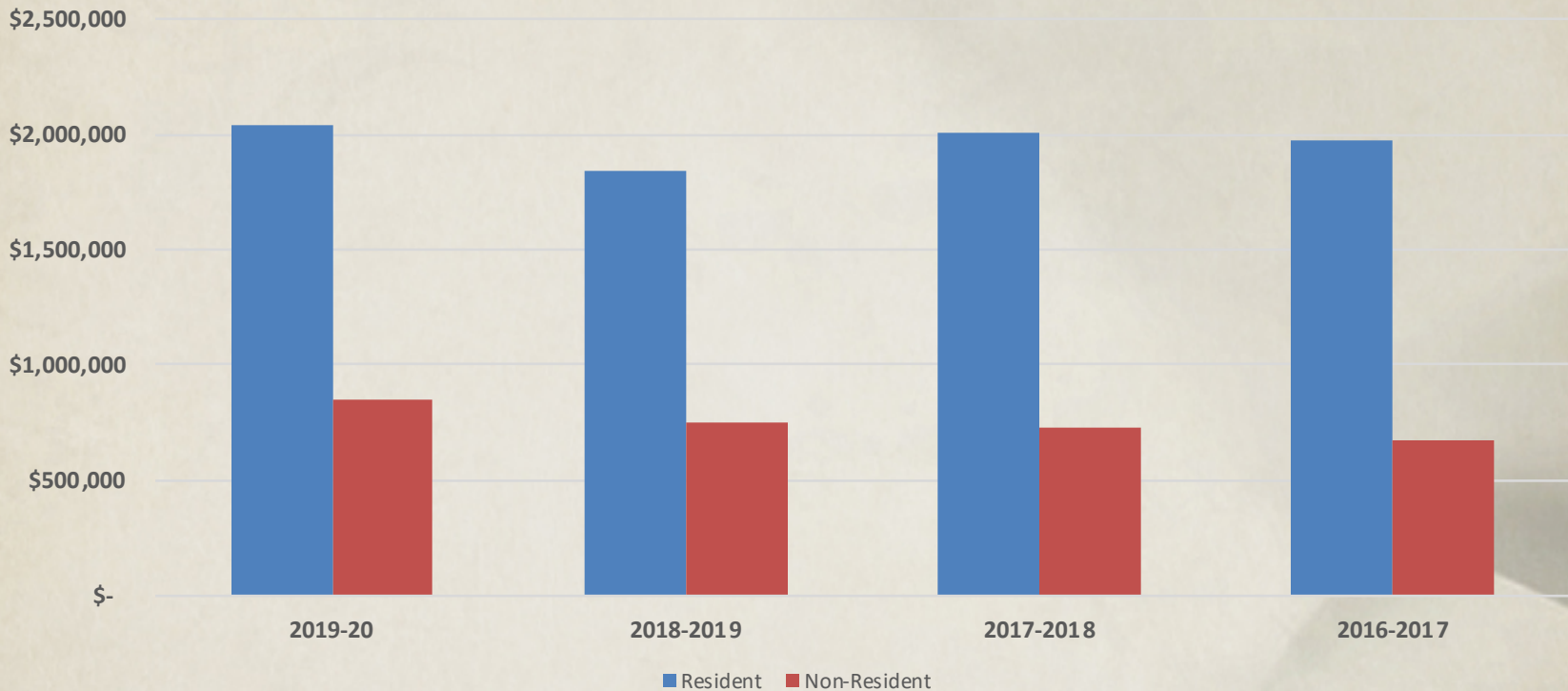
Annual Fishing Licenses

Annual Fishing Licenses Sold
Resident vs. Non-Resident



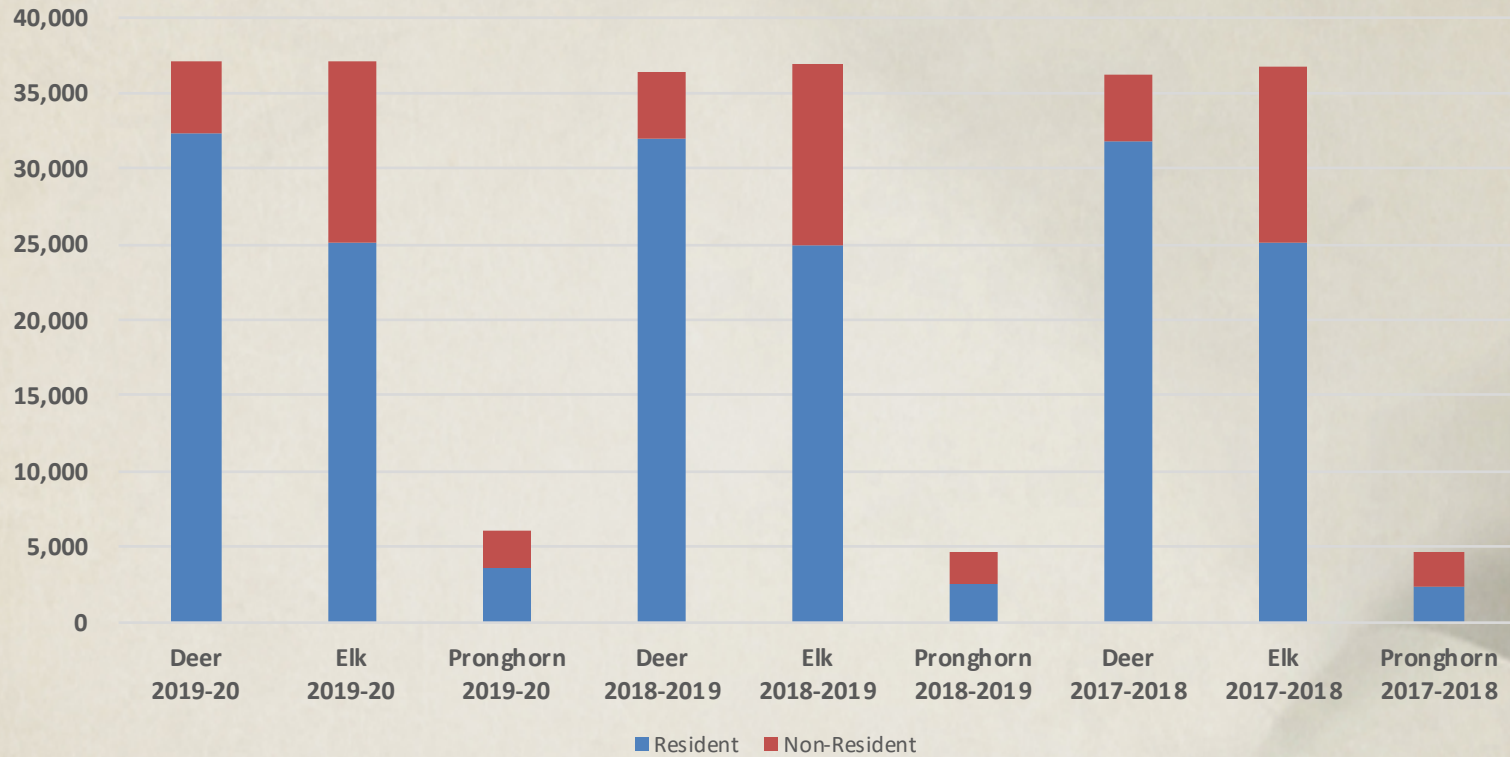
Annual Fishing Revenue

Annual Fishing Revenue
Resident vs. Non-Resident



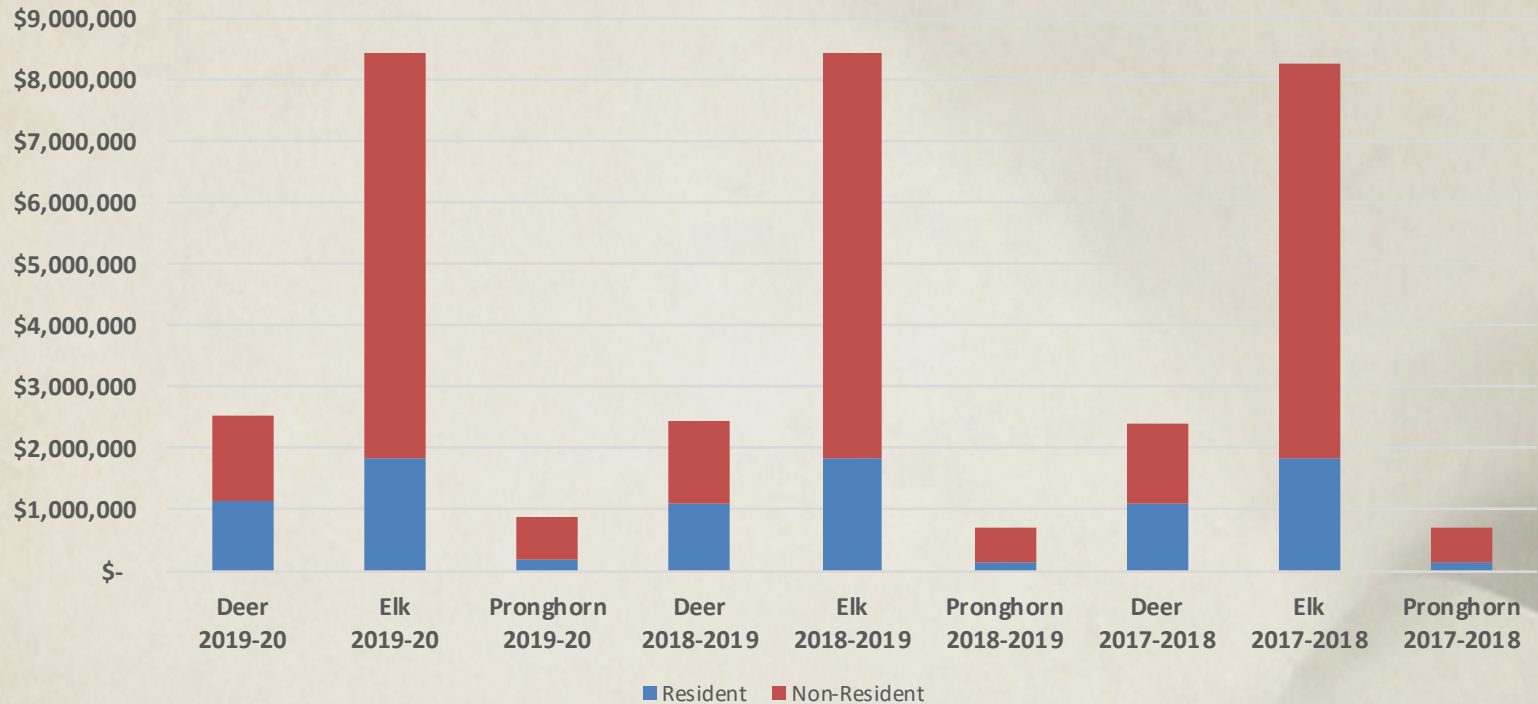
Annual Hunting Licenses

Annual Hunting Licenses Sold



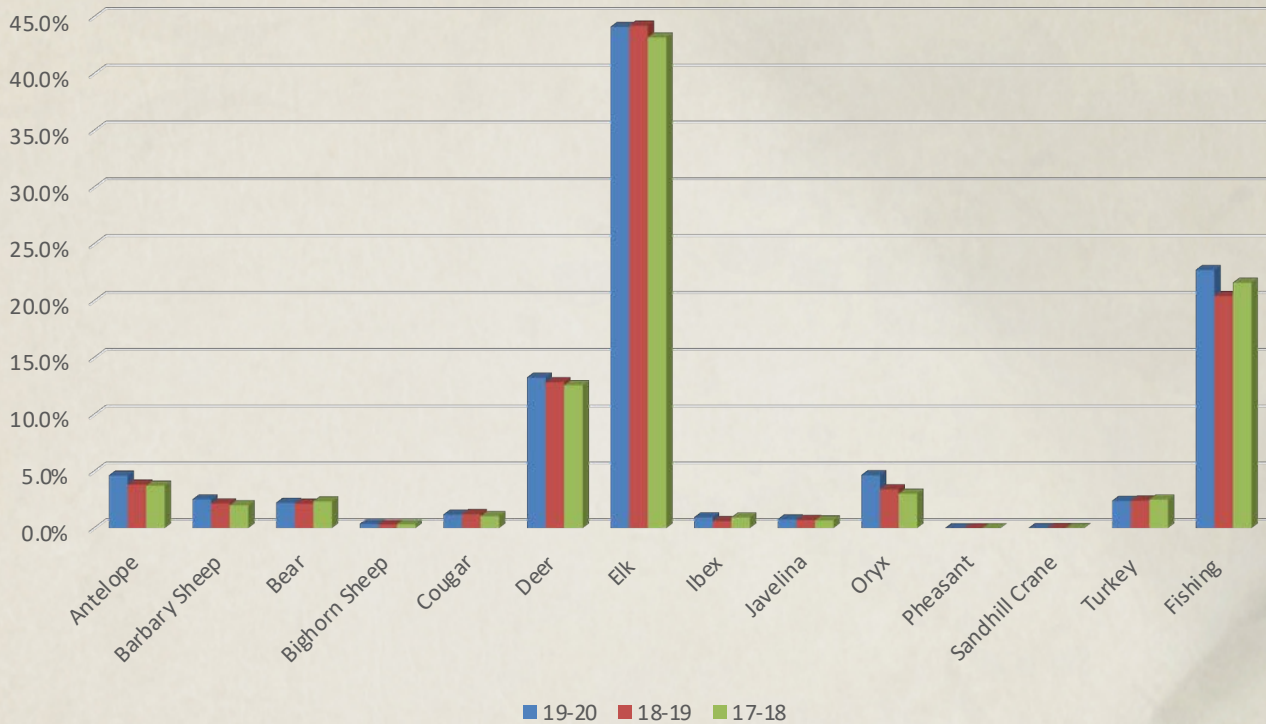
Annual Hunting Revenue

Annual Hunting Revenue
Resident vs. Non-Resident



Revenue by Species

Percentage of Revenue by Species



Year to Date Budget by Fund

YTD Budget by Fund as of 6/23/20					
Fund	Row Labels	Sum of Budget	Sum of Expense	Sum of Encumbrance	Sum of Available Budget*
Sikes Act Fund	9700	\$ 385,200.00	\$ 219,903.39	\$ 129,321.45	\$ 35,975.16
Trail Safety Fund	10840	\$ 795,100.00	\$ 638,333.71	\$ 78,188.76	\$ 78,577.53
Game Protection Fund	19800	\$ 39,792,983.34	\$ 33,906,095.50	\$ 2,639,330.14	\$ 3,247,557.44
Share With Wildlife	30700	\$ 300,000.00	\$ 68,617.64	\$ 231,382.35	\$ 0.01
Habitat Management Fund	49400	\$ 300,000.00	\$ 205,675.51	\$ 81,057.55	\$ 13,266.94
Depredation Fund	54900	\$ 525,000.00	\$ 265,852.20	\$ 84,639.39	\$ 174,508.41
Big Game Enhancement Fund	77200	\$ 1,025,100.00	\$ 730,709.28	\$ 152,657.38	\$ 141,733.34
Grand Total		\$ 43,123,383.34	\$ 36,035,187.23	\$ 3,396,577.02	\$ 3,691,618.83

*Includes all FY20 Budget Adjustment Requests



Year to Date Revenue by Fund

YTD Revenue as of 6/23/20

Fund	Row Labels	Sum of Revenue Estimate	Sum of Collected Revenue	% of Revenue
Sikes Act Fund	9700	\$ 385,200.00	\$ 1,067,637.03	277%
Trail Safety Fund	10840	\$ 795,100.00	\$ 640,421.34	81%
Game Protection Fund	19800	\$ 39,792,983.34	\$ 34,207,731.06	86%
Share With Wildlife	30700	\$ 300,000.00	\$ 181,224.55	60%
Bond Interest and Retirement Fund	42800	\$ -	\$ 259,677.78	
Habitat Management Fund	49400	\$ 300,000.00	\$ 996,559.27	332%
Depredation Fund	54900	\$ 525,000.00	\$ 579,309.06	110%
Big Game Enhancement Fund	77200	\$ 1,025,100.00	\$ 1,800,116.62	176%
Capital Outlay Fund	88700	\$ -	\$ 11,205,505.92	
Grand Total		\$ 43,123,383.34	\$ 50,938,182.63	



Cash Balance by Fund as of 4-30-20

Fund	Row Labels		Sum of Sum Total Amt
Sikes Act (Habitat Improvement)	09700	\$	3,550,786.41
Trail Safety (OHV)	10840	\$	817,259.46
Game Protection	19800	\$	17,411,571.35
Share with Wildlife (Wildlife Conservation)	30700	\$	1,106,588.43
Bond Interest Retirement Fund	42800	\$	478,484.32
Habitat Management	49400	\$	3,030,669.51
Depredation Damage Nuisance and Abatement	54900	\$	2,655,357.96
Big Game Enhancement	77200	\$	5,926,662.83
Capital Improvement	88700	\$	11,488,226.05
Grand Total		\$	46,465,606.32



Fiscal Year 2022 Capital Project Plan



Capital Projects

- Separate from operating budget request.
- The request for FY22 focuses on Wildlife Habitat Restoration and Management Projects and Hatchery Improvements
- The next 4 years FY23-FY26 are anticipated projects dependent on funding
- If approved, capital funds are available for four (4) years.



Capital Budget Request FY22

Priority Rank	Project Name	Descriptions/Notes	Total Request Amount	BIRF	GPF	BGE	SWW	HMF	Sikes	Federal Aid Amt	When do we spend?
FY22 - 1	Wildlife Habitat Restoration and Management Projects	To complete necessary landscape scale wildlife habitat restoration throughout the State, including riparian, wetland, forest, and rangeland enhancement to prevent catastrophic wildfires, improve watershed health, and enhance wildlife habitat. To include maintenance, development, and operation of State Game Commission owned properties. Conservation actions including habitat manipulations, acquisition, and conservation easements to improve riparian and instream aquatic species status	\$ 2,500.0			\$ 1,500.0		\$ 1,000.0			FY22-26
FY22 - 2	Hatcheries Improvements	Update and improve infrastructure at six hatcheries including visitors centers and raceway covers.	\$ 500.0	\$ 500.0							FY22-26
FY22 Subtotal:			\$ 3,000.0	\$ 500.0	\$ -	\$ 1,500.0	\$ -	\$ 1,000.0	\$ -	\$ -	



Capital Budget Request FY23

Priority Rank	Project Name	Descriptions/Notes	Total Request Amount	BIRF	GPF	BGE	SWW	HMF	Sikes	Federal Aid Amt	When do we spend?
FY23 - 1	Wildlife Habitat Restoration and Management Projects	To complete necessary landscape scale wildlife habitat restoration throughout the State, including riparian, wetland, forest, and rangeland enhancement to prevent catastrophic wildfires, improve watershed health, and enhance wildlife habitat. To include maintenance, development, and operation of State Game Commission owned properties. Conservation actions including habitat manipulations, acquisition, and conservation easements to improve riparian and instream aquatic species status	\$ 3,000.0		\$ 1,000.0			\$ 1,000.0	\$ 1,000.0		FY23-27
FY23 - 2	Native Trout Fish Barriers	To plan, design and install fish barriers for restoration of Rio Grande Cutthroat Trout and Gila Trout	\$ 1,000.0		\$ 1,000.0						FY23-27
FY23 - 3	Dredging of Commission Owned Lake	Improve quality and sustainability of the Fenton and Snow Lake	\$ 2,500.0		\$ 2,500.0						FY23-27
FY23 - 4	Los Ojos Hatchery Renovation	Repair and restore the historic visitor center and public tour access. Replace drinking water treatment system.	\$ 1,500.0		\$ 1,500.0						FY23-27
FY23 Subtotal:			\$ 8,000.0	\$ -	\$ 6,000.0	\$ -	\$ -	\$ 1,000.0	\$ 1,000.0	\$ -	



Capital Budget Request FY24

Priority Rank	Project Name	Descriptions/Notes	Total Request Amount	BIRF	GPF	BGE	SWW	HMF	Sikes	Federal Aid Amt	When do we spend?
FY24 - 1	Wildlife Habitat Restoration and Management Projects	To complete necessary landscape scale wildlife habitat restoration throughout the State, including riparian, wetland, forest, and rangeland enhancement to prevent catastrophic wildfires, improve watershed health, and enhance wildlife habitat. To include maintenance, development, and operation of State Game Commission owned properties. Conservation actions including habitat manipulations, acquisition, and conservation easements to improve riparian and instream aquatic species status	\$ 1,500.0			\$ 1,500.0					FY24-28
FY24 - 2	Eagle Nest Dam	To design repairs to commission owned Eagles Nest Dam to meet OSE requirements.	\$ 2,500.0		\$ 2,500.0						FY24-28
FY24 - 3	Hatchery Building and 0.25 acre ponds Rock Lake Hatchery	Construct a new Hatchery building and two 0.25 acre ponds at Rock Lake Hatchery to improve fish production and complete warm water hatchery	\$ 1,200.0		\$ 1,200.0						FY24-28
FY24 - 4	New Office Complex	To design and construct office complex for Northeast or Southwest Area.	\$ 4,000.0		\$ 4,000.0						FY24-28
FY24 - 5	Infrastructure and Maintenance	Infrastructure and Maintenance of Commission owned facilities	\$ 500.0	\$ 500.0							FY24-28
FY24 Subtotal:			\$ 9,700.0	\$ 500.0	\$ 7,700.0	\$ 1,500.0	\$ -	\$ -	\$ -	\$ -	



Capital Budget Request FY25

Priority Rank	Project Name	Descriptions/Notes	Total Request Amount	BIRF	GPF	BGE	SWW	HMF	Sikes	Federal Aid Amt	When do we spend?
FY25 - 1	Wildlife Habitat Restoration and Management Projects	To complete necessary landscape scale wildlife habitat restoration throughout the State, including riparian, wetland, forest, and rangeland enhancement to prevent catastrophic wildfires, improve watershed health, and enhance wildlife habitat. To include maintenance, development, and operation of State Game Commission owned properties. Conservation actions including habitat manipulations, acquisition, and conservation easements to improve riparian and instream aquatic species status	\$ 1,500.0			\$ 1,500.0					FY24-28
FY25 - 2	Dredging of Commission Owned Lake	Improve quality and sustainability of the Fenton and Snow Lake	\$ 2,500.0		\$ 2,500.0						FY24-28
FY25 - 3	Eagle Nest Dam	To design repairs to commission owned Eagles Nest Dam to meet OSE requirements.	\$ 2,500.0		\$ 2,500.0						FY24-28
FY25 - 4	Infrastructure and Maintenance	Infrastructure and Maintenance of Commission owned facilities	\$ 500.0	\$ 500.0							FY24-28
FY24 Subtotal:			\$ 7,000.0	\$ 500.0	\$ 5,000.0	\$ 1,500.0	\$ -	\$ -	\$ -	\$ -	



Capital Budget Request FY26

Priority Rank	Project Name	Descriptions/Notes	Total Request Amount	BIRF	GPF	BGE	SWW	HMF	Sikes	Federal Aid Amt	When do we spend?
FY26 - 1	Wildlife Habitat Restoration and Management Projects	To complete necessary landscape scale wildlife habitat restoration throughout the State, including riparian, wetland, forest, and rangeland enhancement to prevent catastrophic wildfires, improve watershed health, and enhance wildlife habitat. To include maintenance, development, and operation of State Game Commission owned properties. Conservation actions including habitat manipulations, acquisition, and conservation easements to improve riparian and instream aquatic species status	\$ 2,000.0					\$ 1,000.0	\$ 1,000.0		FY25-29
FY26 - 2	New Office Complex	To design and construct office complex for Northeast or Southwest Area.	\$ 4,000.0		\$ 4,000.0						FY25-29
FY26 - 3	Dredging of Commission Owned Lake	Improve quality and sustainability of the Fenton and Snow Lake	\$ 2,500.0		\$ 2,500.0						FY25-29
FY25 Subtotal:			\$ 8,500.00	\$ -	\$ 6,500.00	\$ -	\$ -	\$ 1,000.00	\$ 1,000.00	\$ -	



Next Steps

- ❑ Request Commission approval of FY22 through FY26 Capital Project Plan.
- ❑ Capital Outlay Request to be submitted to DFA by July 1, 2020.
- ❑ DFA and LFC will schedule Capital Project Plan hearing in October.



Questions?

