



Wildlife Management Division

**Pronghorn
19.31.15 NMAC**

May 15, 2014

**New Mexico State Game Commission Meeting
Albuquerque, NM**

Harvest Data


STATEWIDE PUBLIC AND PRIVATE TOTAL						Estimated Harvest		Satisfaction Rating (5= Best)	Days Hunted
GMU(s)	Weapon	Licenses Sold or Converted	No. of Hunters Reported	Percent Reported	Success Rate	Bucks	Does		
STATEWIDE	Rifle	3476	2425	76%	79%	2515	196	4.1	1.7
STATEWIDE	Archery	452	431	86%	47%	124	0	3.5	4.2
STATEWIDE	Muzzleloader	285	268	87%	61%	147	7	3.6	2.5
STATEWIDE TOTAL	All	4213	3124	83%	62%	2786	203	3.7	2.8

- 4,213 licenses sold
- 62% Success
- 3.7 Satisfaction Rating




Public Comment

- 41 Public Comments Received to Date
- Common Comments
 - Reduce private land licenses and increase public draw licenses
 - Reduce pronghorn licenses overall
 - Start hunts in September instead of August due to heat
 - More archery hunts and fewer rifle hunts



Proposed Amendments: Pronghorn 19.31.15 NMAC

- Adjust seasons for calendar dates
- Create a 5 license youth hunt on WSMR
- All late youth hunts will occur in October




**Proposed Amendments:
Pronghorn
19.31.15 NMAC
Northeast Area**

- Move public F-IM hunt outside of private MB hunt window
- Move select hunts later in season



**Proposed Amendments:
Pronghorn
19.31.15 NMAC
Southwest Area**

- Combine GMU's in SW that have same hunts date, weapon types, and bag limits.



Proposed Amendments: Pronghorn 19.31.15 NMAC Southeast Area

- Remove Mentor/Youth Only hunt
 - New Mentored Youth Hunting Program
 - Licenses will be allocated to the remaining hunts
- Make muzzleloader and rifle hunts concurrent in the Southeast
 - Allows muzzleloader hunts to start later in the year
- Increase youth GMU 32 hunt from 3 to 5.



Questions?

Harvest Data

STATEWIDE PUBLIC DRAW TOTAL							Estimated Harvest			
GMU(s)	Weapon	Licenses Sold or Converted	No. of Hunters Reported	Percent Reported	Success Rate	Bucks	Does	Satisfaction Rating (5= Best)	Days Hunted	
STATEWIDE	Rifle	1132	1064	94%	75%	718	43	4.0	1.7	
STATEWIDE	Archery	435	418	96%	30%	114	0	3.4	4.0	
STATEWIDE	Muzzleloader	266	253	95%	57%	136	7	3.8	2.0	
STATEWIDE	All	1833	1735	95%	61%	968	49	3.8	2.2	

STATEWIDE PRIVATE LAND TOTAL							Estimated Harvest			
GMU(s)	Weapon	Licenses Sold or Converted	No. of Hunters Reported	Percent Reported	Success Rate	Bucks	Does	Satisfaction Rating (5= Best)	Days Hunted	
STATEWIDE	Rifle	2344	1361	58%	84%	1797	153	4.3	1.7	
STATEWIDE	Archery	17	13	76%	64%	10	0	3.6	4.4	
STATEWIDE	Muzzleloader	19	15	79%	64%	11	0	3.4	2.9	
STATEWIDE	All	2380	1389	58%	83%	1818	153	4.2	2.1	