



Wildlife Management Division

**Barbary Sheep, Oryx,
Persian Ibex
19.31.12 NMAC**

March 20, 2014

New Mexico State Game Commission Meeting

Las Cruces, NM



Barbary Sheep Harvest Data


2013-2014 New Mexico Barbary Sheep Harvest Report

GMU	Licenses	Response Rate	Estimate		% Female in Harvest	Satisfaction Rating	Days Hunted
			Harvest	Success Rate			
31,32,34,36 & 37	598	79.3%	226	48.2%	30.7%	3.4	4.7
Pvt (31,32,34,36, &37)	355	61.4%	251	72.3%	43.5%	4.2	2.9
29 & 30	599	82.3%	173	34.0%	23.9%	3.2	5.5
Pvt (29&30)	24	70.8%	8	40.0%	33.3%	3.5	5.4
28 MI	5	60.0%	0	0.0%	0.0%	2.7	1.6
28	5	100.0%	3	75.0%	0.0%	4.8	1.5
Statewide excluding	180	54.4%	39	26.3%	9.5%	2.8	5.2
	1,581	76.2%	661	48.8%	33.7%	3.6	3.6



Barbary Sheep Public Comment

- 10 public comments (specific to Barbary) as of 3/17/14
- Agree with removing GMU 31 from draw area
- Question why killing Barbary for potential Bighorn release

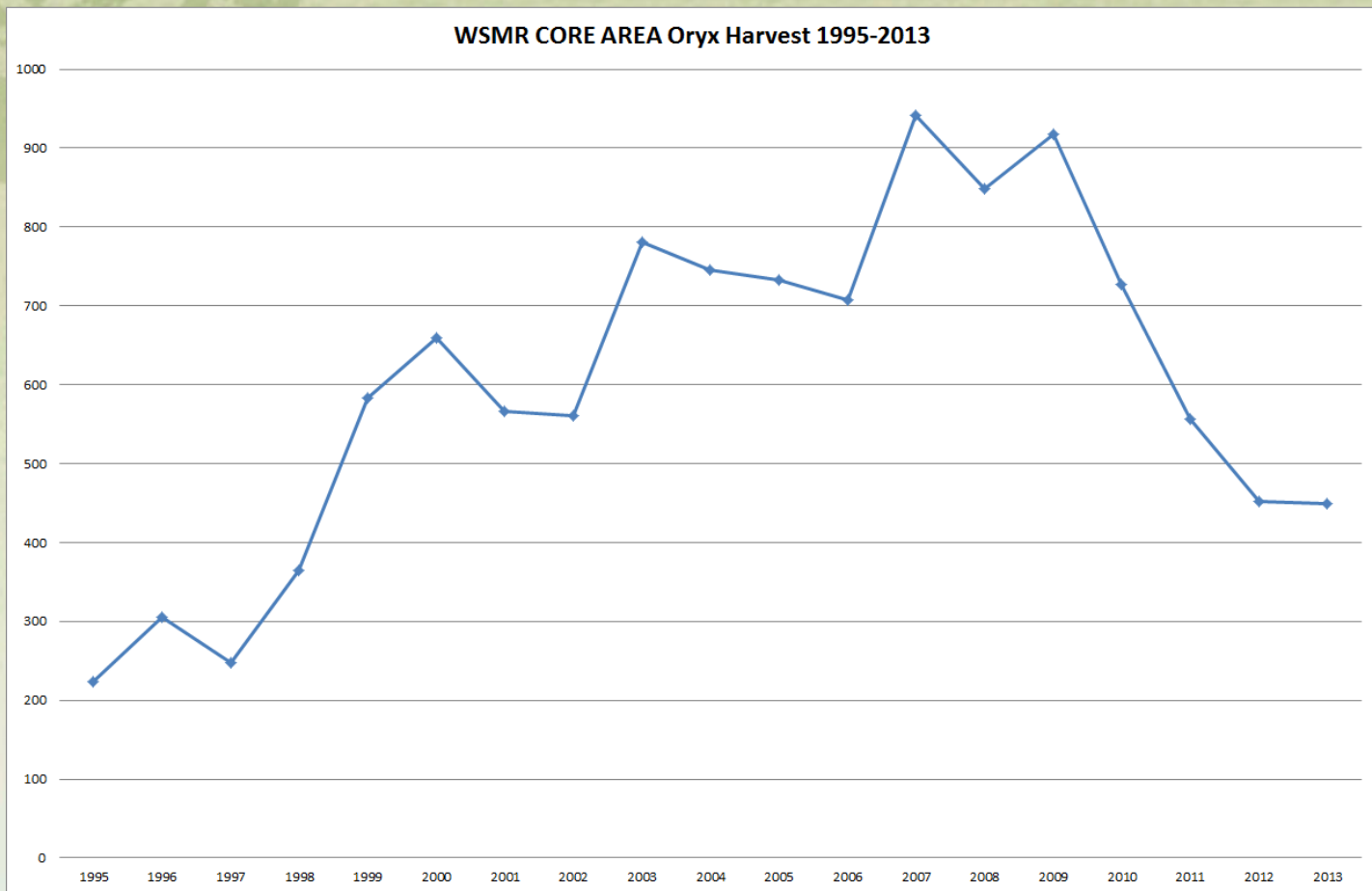


**Proposed Amendments:
Barbary
19.31.12 NMAC**

- Adjust seasons for calendar dates
- Remove GMU 31 from draw hunts and add to list of OTC hunt
- Increase McGregor Range hunts from 5-8
- Evaluate current draw lic numbers



Oryx Harvest

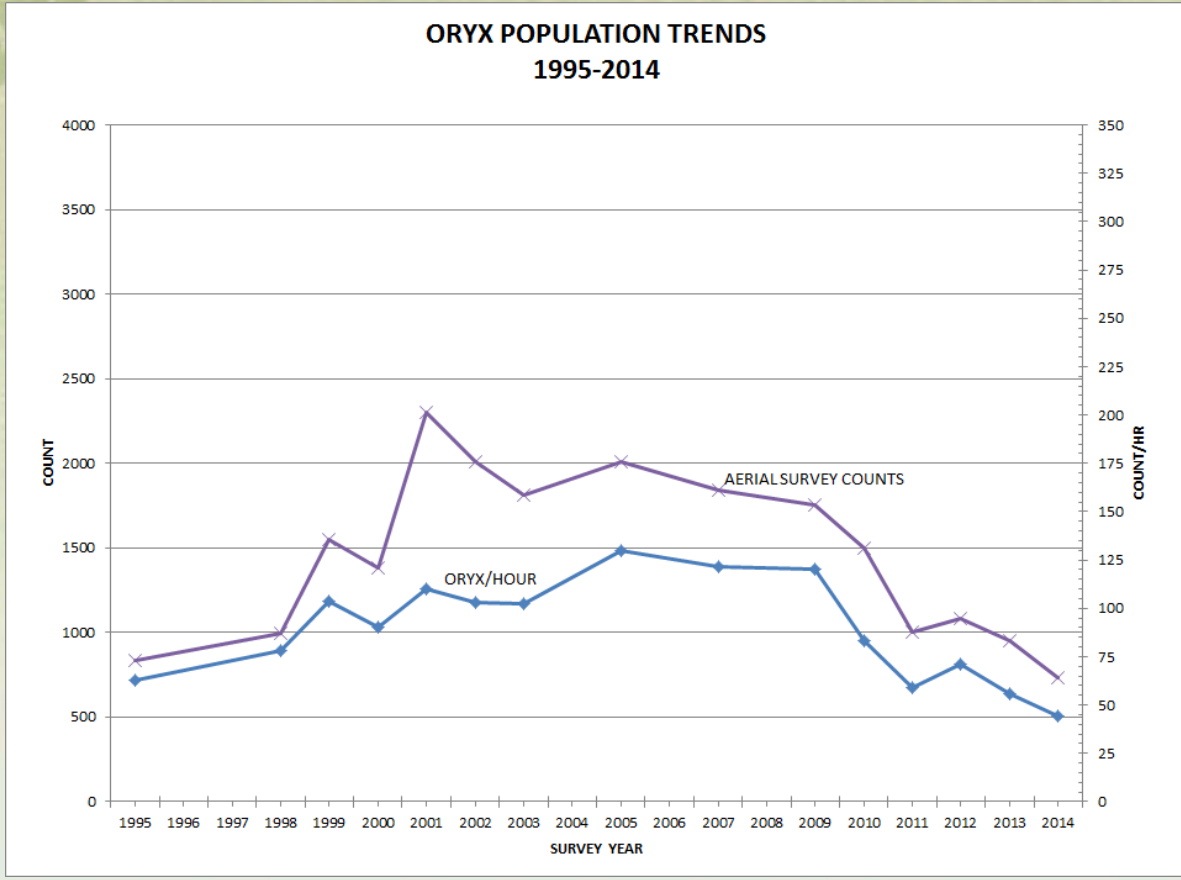




Off-range Oryx Harvest

- **1,128 Licenses Sold**
- **48% Success Rate**
- **504 est. harvest**

Oryx Survey Data





Oryx


Public Comment

- **10 Public comments specific to Oryx (as of 3/17/14)**
- **Decrease On and Off range permits**
- **Increase broken horn permits**
- **Quota system**



**Proposed
Amendments:
Oryx
19.31.12 NMAC**

- Adjust seasons for calendar dates
- Reduce hunts on WSMR



Proposed Amendments: Oryx 19.31.12 NMAC

- One-in-lifetime: 23% reduction
- Broken Horn: 17% reduction
- Vet: 17% reduction
- Youth: No change
- Badge: 21% increase
- Total: 11% reduction

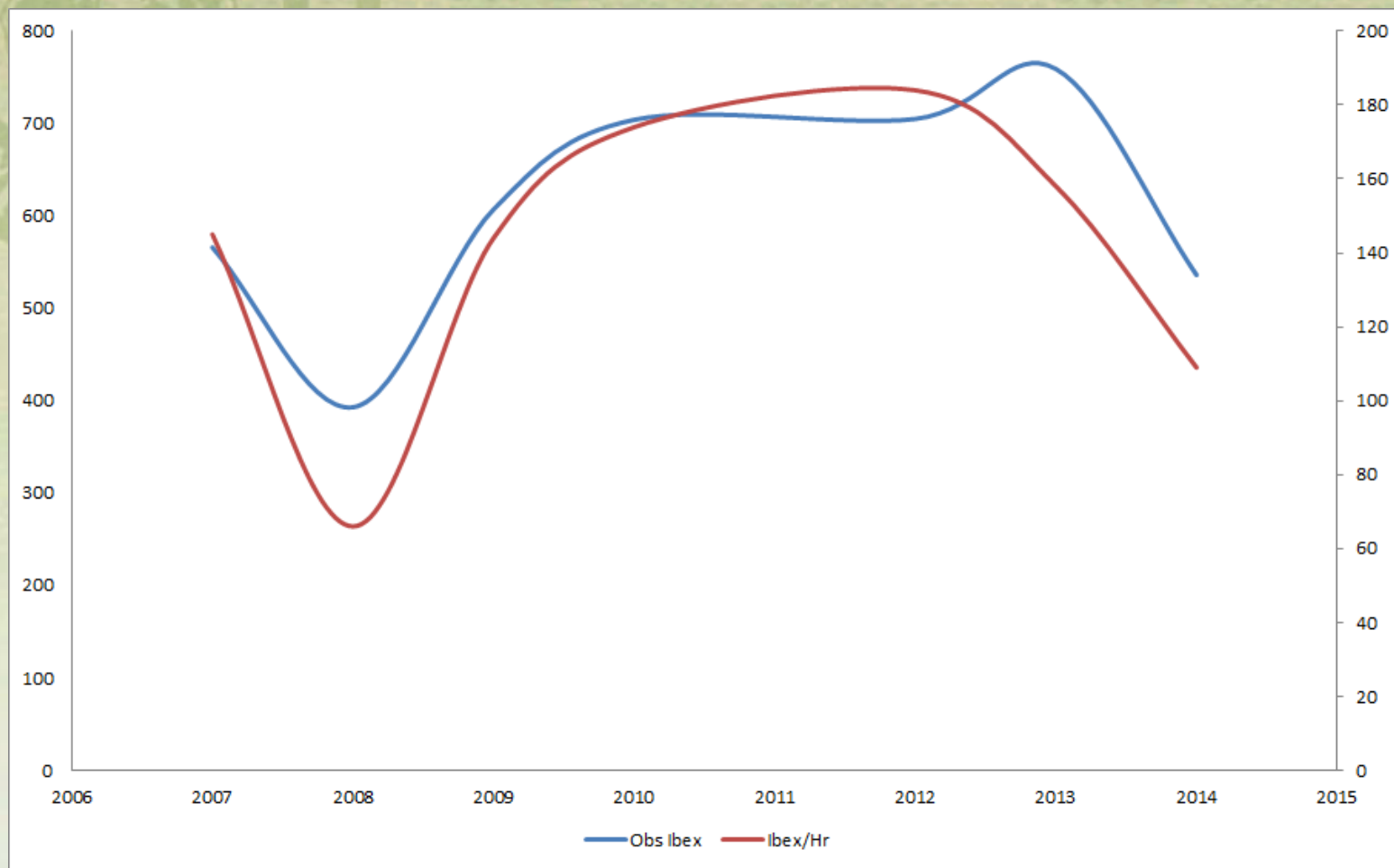




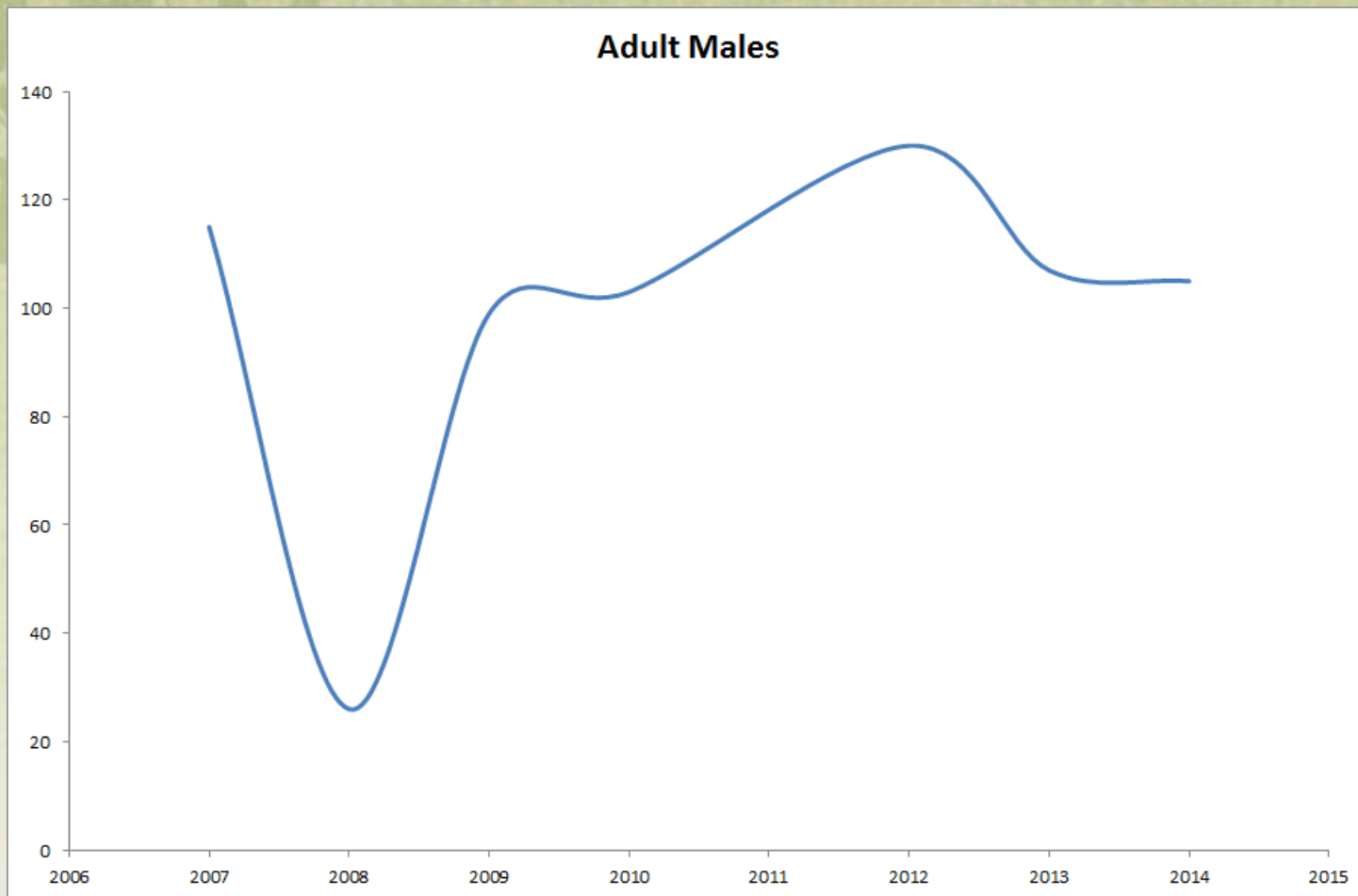
Ibex Harvest

- 424 license sold
- 132 population management licenses
- 152 est. ibex harvested
- 78% success rate on rifle and muzzleloader hunts
- 7.5% success rate on archery

Ibex Survey Data



Ibex Survey Data






Ibex

Public Comment

- 9 public comments as of 3/18/14
- Hunters favor the recent elimination of the OTC F/IM hunt
- Stand alone F/IM hunt
- Negotiate with BLM higher numbers of Ibex on the Mtn.



**Proposed
Amendments:
Ibex
19.31.12 NMAC**

- Adjust seasons for calendar dates
- Stand alone F/IM hunt



Questions?

Amend: Oryx 19.31.12 NMAC

2014-15 SEASON				2015-18 SEASON RECOMMENDATION				
PREMIER				PREMIER				
AREA	DATE	LIC	BY CODE	AREA	DATE	LIC	BY CODE	COMMENTS
RCRC	5-7 SEP 14	50	30/20	RCRC	4-6 SEP 15	50	30/20	Youth/MI
RCRC	3-5 OCT 14	64	49/10/5	SRC	2-4 Oct 15	60	45/10/5	Premier/BH/Vet
SRC	14-17 NOV 14	64	49/10/5	RCRC	13-15 NOV 15	60	45/10/5	Premier/BH/Vet
SRC	09-11 JAN 15	64	49/10/5	SRC	8-10 JAN 16	60	45/10/5	Premier/BH/Vet
RCRC	23-15 JAN 15	64	49/10/5	RCRC	22-24 JAN 16	60	45/10/5	Premier/BH/Vet
SRC	6-8 FEB 15	64	49/10/5	SRC	19-21 FEB 16	60	45/10/5	Premier/BH/Vet
RCRC	20-22 FEB 15	64	49/10/5	ENH Hunts	TBD	2	2	Enhancement Hunts
ENH Hunts	TBD	2						
TOTAL		436		TOTAL		352	-19%	
SECURITY BADGE HUNTS				SECURITY BADGE HUNTS				
TBA	TBD	16	Mil	TBA	TBD	15	Mil	WSMR Military
TBA	Sep-14	20	Badged Personnel & Guests	TBA	SEP 15	25		Badged Personnel & Guests
TBA	Oct-14	20	Badged Personnel & Guests	TBA	OCT 15	25		Badged Personnel & Guests
TBA	Nov-14	20	Badged Personnel & Guests	TBA	NOV 15	25		Badged Personnel & Guests
TBA	Jan-15	20	Badged Personnel & Guests	TBA	JAN 15	25		Badged Personnel & Guests
TBA	Feb-15	20	Badged Personnel & Guests	TBA	FEB 15	25		Badged Personnel & Guests
TOTAL		116		TOTAL		140	21%	
YEAR TOTAL		552		ANNUAL TOTAL		492	-11%	

Ibex Harvest

2013-14 New Mexico Ibex Hunter Harvest Report, New Mexico Department of Game and Fish

Florida Mountains		Licenses Sold or Converted	Bag Limit	No. of Hunters Reported	% Reprtd	Success Rate	Number of Days Hunted	Estimated Harvest		Satisfaction Rating	
AREA	Weapon							Males	Females		
All Hunts	Florida Mountains, Youth Only	Any Legal	15	ES	12	80%	67%	3.0	10	0	4.3
	Big Game Enhancement Package	Any Legal	2	ES	2	100%	100%	4.0	2	0	4.0
	Florida Mtns Female/Incentive hunt	Any Legal	16	ES	15	94%	93%	5.0	15	0	4.3
	Florida Mtns Pop Mangement Hunt	Any Legal	132	2 F-IM	119	90%	69%	3.3	18	64	3.4
	Florida Mountains, Once-in-a-Lifetime	Any Legal	25	ES	21	84%	81%	3.9	20	0	4.6
	Off-Mountin Hunt, Non Draw	Any Legal	12	ES	11	92%	-	3.3	0	0	1.2
	Florida Mountains	Bow	99	ES	90	91%	6%	5.4	4	0	3.6
	Florida Mountains	Bow	98	ES	89	91%	9%	5.6	4	1	3.5
	Florida Mountains	Muzzle	25	ES	22	88%	57%	4.5	14	0	4.4
	Ibex Hunts Total			424		381	90%	44%	4.2	87	65

Ibex Survey Data

Year	Survey Type	No. Gps.	Total Obs.	Adult Males	Unk.	Hours Flown	Ibex/hr	Mean Group Size
2007	Heli.	39	566	115	451	3.9	145	14.5
2008*	Heli.	47	393*	26	367	6.0	66	8.4
2009	Heli.	30	607	99	508	4.2	144	20.2
2010	Heli.	50	704	103	601	4.0	174	14.1
2011	No surv.							
2012	Heli.	36	705	130	575	3.8	184	19.6
2013	Heli.	43	759	107	652	4.8	158	17.7
2013	Ground		494	146**	348			
2014	Heli.	57	536	105	431	4.9	109	9.4

*An incomplete survey with ibex missed

**Includes all identified males, i.e., not just white billies

Oryx Harvest

OFF RANGE ORYX HUNTS 2013-2014

OFF RANGE ORYX HUNTS 2013-2014*

Hunt Location	# Converted	# Reported	% Reported	% Success	Days Hunted	Hunt Rating	Harvest Estimate	Males	Females
STATEWIDE, OFF-RANGE, YOUTH ONLY	747	580	78%	47%	5.1	3.2	327	185	142
STATEWIDE, PRIVATE LANDS	229	146	64%	47%	5.6	2.9	89	44	45
MCGREGOR/FORT BLISS	119	77	65%	59%	1.7	3.7	65	36	29
JORNADA	33	27	82%	69%	10.8	3.9	22	15	7
OFF RANGE TOTAL	1128	830	74%	48%	5.8	3.4	504	281	223

* As of March 14, 2014. Hunters have until April 7, 2014 to report harvest.